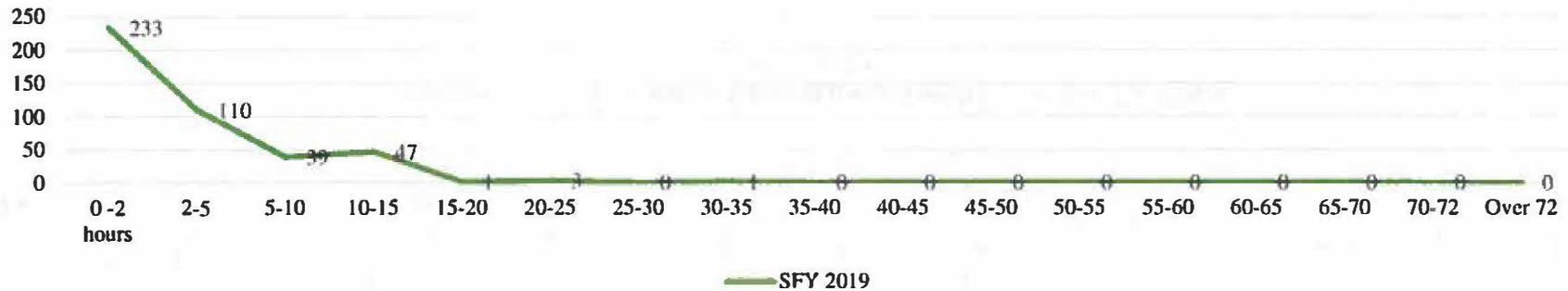


**SB 107 SUMMARY DOCUMENT
SFY 2019**

State Youth Correctional Facilities: Nevada Youth Training Center (NYTC), Caliente Youth Center (CYC), and Summit View Youth Center (SVYC)

Facility	July 2018	August 2018	Sep. 2018	Oct. 2018	Nov 2018	Dec. 22018	Jan. 2019	Feb. 2019	March 2019	April 2019	May 2019	June 2019
Nevada Youth Training Center	70	110	140									
Caliente Youth Center	13	22	33									
Summit View	3	5	38									
Total	86	137	211									

**Summary SB 107 Time In Confinement Youth Correctional Facilities
SFY 2019**



98.8% uses are 15 hours or less.

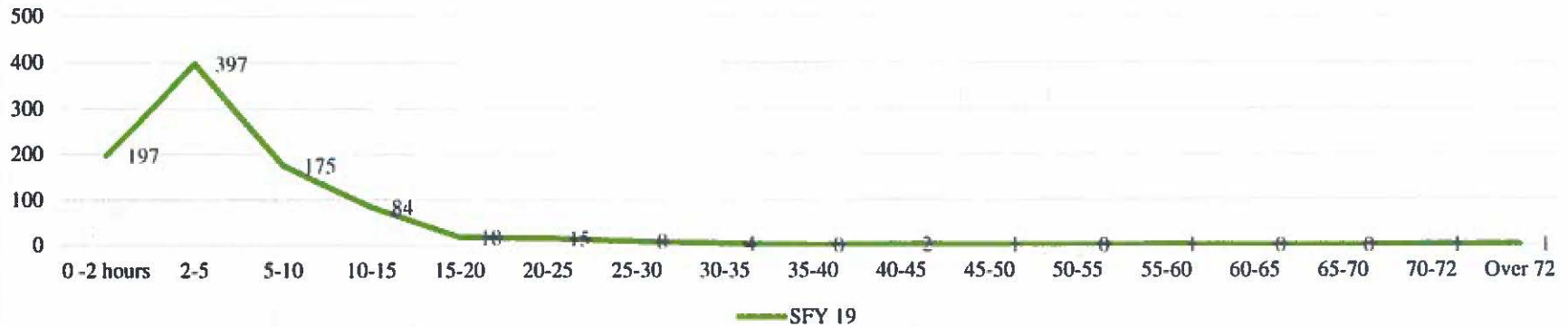
**Average Hours in Room
Confinement for 2018**

	Jan	Feb	Mar	Apr	May	Jun	Jul	Aug	Sep	Oct	Nov	Dec
CYC	14.21	8.70	10.16	10.50	12.62	11.81	9.30	11.40				
NYTC	5.90	5.62	4.68	3.55	5.00	5.49	2.89	3.18				
SVYC	1.16	0.42	0.31	2.22	1.49	1.45	1.41	6.24				

**SB 107 SUMMARY DOCUMENT
SFY 2019**

Location	Facility Name	July 2018	August 2018	Sep. 2018	Oct. 2018	Nov 2018	Dec. 22018	Jan. 2019	Feb. 2019	March 2019	April 2019	May 2019	June 2019
Carson City	Murphy Bernardini	2	7	0									
Reno	Jan Evans	58	97	158									
Elko	Northeastern Juvenile Facility	0	3	8									
Winnemucca	Leighton Hall	0	0	0									
Las Vegas	Clark County Juvenile Detention	184	197	178									
Stateline	Douglas County Juvenile Detention	0	1	0									
Fallon	Teurman Hall	3	4	4									
Total Youth		247	309	348									

**Summary SB 107 Time in Confinement Youth Detention Facilities
SFY 2019**

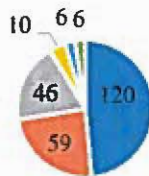


98% of uses are 25 hours or less; 94.3% of uses are 15 hours or less.

**SFY 2019 Community Corrections Partnership Block Grant
As of 10/17/2018**

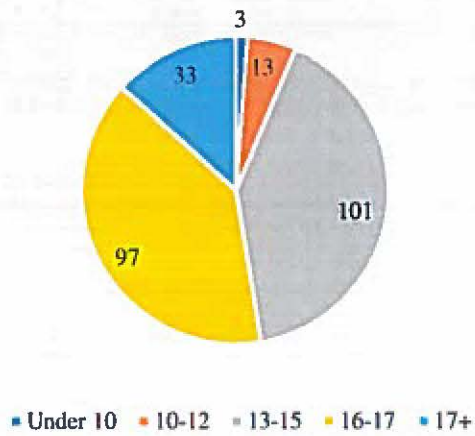
County	Amount Awarded	Amount Requested	Remaining Amount	Total # Served
Carson City	\$43,420.71	\$43,420.71	\$0.00	
Churchill	\$23,067.28	\$2,017.79	\$21,049.49	4
Clark	\$1,718,278.11	\$429,569.53	\$1,288,708.58	89
Douglas	\$32,029.89	\$0.00	\$32,029.89	
Elko	\$50,199.27	\$12,549.81	\$37,649.46	13
Esmeralda See Nye	\$5,324.06	\$0.00	\$5,324.06	
Eureka	\$6,291.79	\$0.00	\$6,291.79	
Humboldt	\$20,909.86	\$0.00	\$20,909.86	
Lander	\$9,558.99	\$4,779.50	\$4,779.49	18
Lincoln	\$9,914.12	\$0.00	\$9,914.12	
Lyon	\$45,245.20	\$22,622.60	\$22,622.60	34
Mineral	\$7,605.77	\$3,802.89	\$3,802.88	
Nye County	\$29,752.62	\$0.00	\$29,752.62	
Pershing	\$8,107.39	\$4,053.70	\$4,053.69	14
Storey	\$6,966.54	\$6,966.54	\$0.00	
Washoe	\$318,663.29	\$51,918.11	\$266,745.18	75
White Pine	\$14,473.11	\$14,473.11	\$0.00	
TOTAL	\$2,349,808.00	\$596,174.29	\$1,753,633.71	247

**Race/Ethnicity of Youth for CCP Block Grant
SFY 2019**



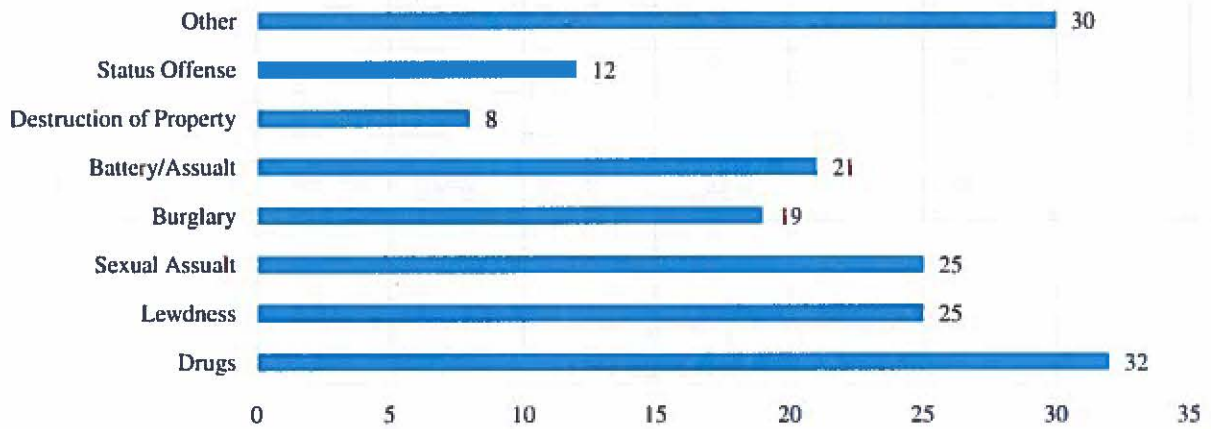
- Caucasian
- African American
- Asian or Pacific Islander
- Latino or Hispanic
- American Indian or Alaska Native
- Other or Mix

**Age of Youth for CCP Block Grant
SFY 2019**

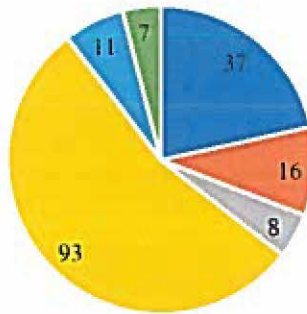


Average age is 15.67.

**Breakdown of Charges
SFY 2019**



**Services by Type
SFY 2019**



■ Counseling
 ■ Evaluation/Assessment
 ■ Elec Mon
 ■ GH or RTC
 ■ Parent project
 ■ Forward Thinking

Successfully Completed Program or Service (Reported)	Unsuccessfully Completed Program or Was discharged Prior to Completion (Reported)
56	16
14 out of 49 are successful completions of a GH or RTC	
LOS (Length of Stay) for GH or RTC in Days	336.13

Note: Washoe County did not report specifics of 75 youth. Missing charges, services, completion, etc for these 75 youth.

