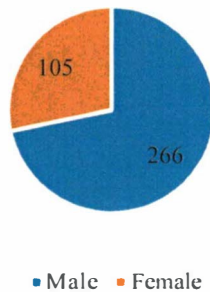


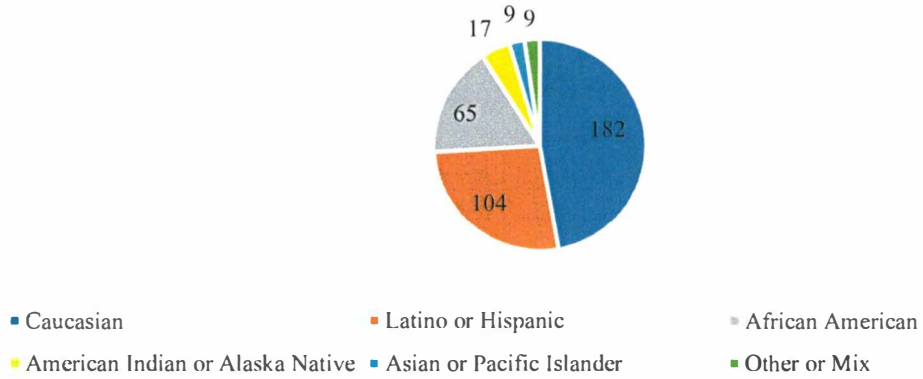
### 2018 Community Corrections Partnership Block Grant Stats

County	Amount Awarded	Amount Requested	Remaining Amount	Total # Served	Total Female	Total Male	Successful Completion	Unsuccessful Completion
Carson City	\$44,671.48	\$44,671.48	\$0.00					
Churchill	\$22,797.18	\$12,077.69	\$10,719.49	13	4	9	11	
Clark	\$1,710,565.35	\$1,282,924.12	\$427,641.23	127	34	93	34	27
Douglas	\$33,487.01	\$8,111.98	\$25,375.03	4	0	4		
Elko	\$53,421.20	\$27,110.60	\$26,310.60	30	9	21	29	1
Esmeralda	\$5,360.17	\$0.00	\$5,360.17					
Eureka	\$6,325.42	\$6,325.42	\$0.00					
Humboldt	\$21,322.88	\$5,040.00	\$16,282.88	17	8	9	17	0
Lander	\$9,821.47	\$4,910.35	\$4,911.12	13	5	8	3	
Lincoln	\$10,210.45	\$10,210.45	\$0.00					
Lyon	\$45,089.27	\$45,089.27	\$0.00	54	17	22	37	4
Mineral	\$7,487.57	\$3,743.72	\$3,743.85	3	2	1	1	
Nye County	\$29,188.99	\$0.00	\$29,188.99					
Pershing	\$8,011.03	\$4,005.51	\$4,005.52	7	0	7	4	2
Storey	\$7,040.96	\$7,040.96	\$0.00					
Washoe	\$322,462.22	\$183,113.95	\$139,348.27	112	24	88	24	3
White Pine	\$12,544.35	\$12,544.35	\$0.00	6	2	4		
<b>TOTAL</b>	<b>\$2,349,807.00</b>	<b>\$1,656,919.85</b>	<b>\$692,887.15</b>	<b>386</b>	<b>105</b>	<b>266</b>	<b>160</b>	<b>37</b>
<b>PERCENTAGE</b>	<b>100%</b>	<b>70.51%</b>			<b>30%</b>	<b>70%</b>	<b>41%</b>	<b>10%</b>

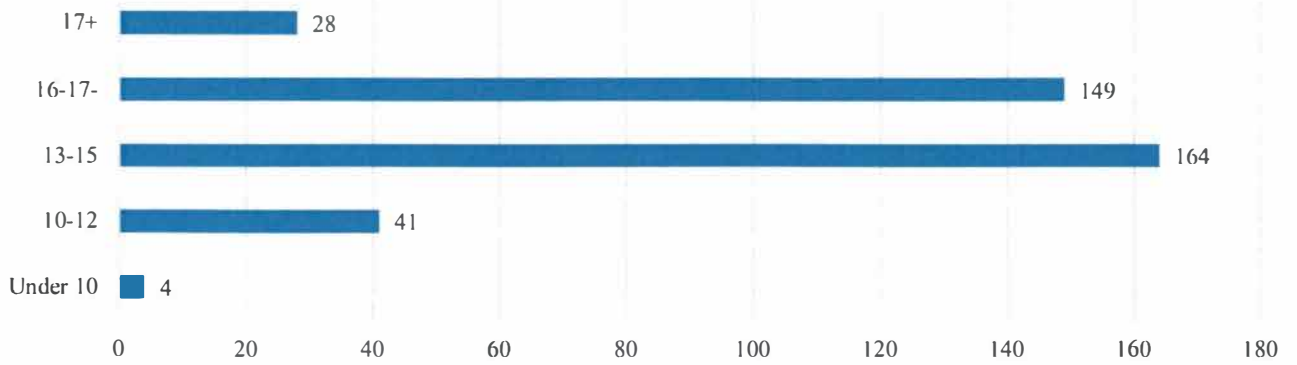
**Gender of Youth Served by CCP Block Grant  
SFY 2018 to Date**



### Race/Ethnicity of Youth for CCP Block Grant SFY 2018 to Date



### Age of Youth Served by CCP Block Grant SFY 2018 to Date



### Primary Charge of Youth for CCP Block Grant SFY 2018 to Date

