



DEPARTMENT OF HEALTH AND HUMAN SERVICES  
DIVISION OF CHILD AND FAMILY SERVICES  
4126 TECHNOLOGY WAY, SUITE 300  
CARSON CITY, NV 89706  
Telephone (775) 684-4400 • Fax (775) 684-4455  
dcfs.nv.gov

## PUBLIC NOTICE

### MEETING OF THE NEVADA STATE JUVENILE JUSTICE OVERSIGHT COMMISSION and the ADVISORY COMMITTEE OF THE NEVADA OVERSIGHT COMMISSION

## AGENDA

**DATE:** Friday, August 10, 2018

**TIME:** 1:00 PM

**LOCATION:** Old Assembly Chambers, 2<sup>nd</sup> Floor  
Governor's Building  
101 N. Carson Street  
Carson City, NV 89706

**AND**

Governor's Conference Room, 5<sup>th</sup> Floor  
Grant Sawyer Building  
555 E. Washington Avenue  
Las Vegas, NV 89101

**TELECONFERENCE LINE:** 1-888-557-8511

**ACCESS CODE:** 4395904

- *Items may be taken out of order, may be combined for consideration by the public body, and/or may be pulled or removed from the agenda at any time to accomplish business in the most efficient manner.*
- *"For Information" items are informal in nature and may include discussion and ideas.*
- *"For Possible Action" items may be voted on or approved by members of the commission.*

## AGENDA

1. **Call to Order** – Joey Orduna Hastings, Judge Egan Walker
2. **Welcome and Introductions (Roll Call)** – DCFS Staff
3. **Public Comment and Discussion** (*Action may not be taken on any matter brought up under this Agenda item until scheduled on an Agenda for a later meeting*)
4. **For Information:** Open Meeting Law Presentation – Sarah Bradley, Senior Deputy Attorney General for the Boards and Open Government Division and Jennifer Spencer, Deputy Attorney General
5. **For Information:** Lobbying Prohibition - Sarah Bradley, Senior Deputy Attorney General for the Boards and Open Government Division and Jennifer Spencer, Deputy Attorney General
6. **For Information:** Evidence Based Resource Center Update – Katie Brubaker
7. **For Possible Action:** Updates from Committees
  - Strategic Plan Committee – Frank Cervantes, Dr. Lisa Morris Hibbler, Judge William Voy
    - i. Vote to approve the format of the performance data and trends reporting template
  - Data Performance and Measurement Committee – Brigid Duffy, Gianna Verness, Judge Thomas Stockard
  - Risk Assessment Committee – Jo Lee Wickes, Darin Imlay, Jack Martin
  - Youth Committee – Jacqueline Pierrott
  - State Advisory Group Planning Committee – Pauline Salla-Smith, Kierra Bracken
8. **For Possible Action:** Committee Membership and Focus of Committees – Joey Orduna Hastings, Judge Egan Walker
  - Discuss and vote to approve any changes to the structure and makeup of JJOC Committees
9. **For Information:** Work Plan Updates – Katie Brubaker
10. **For Information:** DCFS Implementation Team Update – John Munoz
  - Update on policies
  - Follow-Up to Request at the Juvenile Justice Oversight Commission Meeting on July 13, 2018
11. **For Possible Action:** New Business – Joey Orduna Hastings, Judge Egan Walker
  - Legislative Update
  - Commission Collaboration
  - Parking Lot Items
    - i. Letter from the JJOC to the gubernatorial candidates
12. **For Possible Action:** Discuss and Decide Upon Next Steps – Joey Orduna Hastings, Judge Egan Walker
  - Assign Tasks to Committee Members (if needed)
  - Specify Agenda Items for the Next Meeting
  - Confirm Next Meeting Date/Time
13. **Public Comment and Discussion** (*Action may not be taken on any matter brought up under this Agenda item until scheduled on an Agenda for a later meeting*)

## 14. Adjourn

### CHAIRPERSON MAY CALL FOR A BREAK AT THEIR DISCRETION

We are pleased to provide special accommodation assistance to persons with disabilities who wish to attend. Notify Katie Brubaker in writing at the Division of Child and Family Services, 4126 Technology Way, 1<sup>st</sup> Floor, Carson City, NV 89706, or by calling (775) 684-7965 no later than three (3) business days prior to the meeting date. Supporting materials may be obtained at the above address or by contacting Katie Brubaker at (775) 684-7965.

This notice and Agenda has been sent to be posted at the following locations, in accordance with NRS Chapter 241:

State of Nevada- Division and Child Family Services

Website- [http://dcfs.nv.gov/Programs/JJ\\_OC/2018\\_Agendas\\_and\\_Minutes/](http://dcfs.nv.gov/Programs/JJ_OC/2018_Agendas_and_Minutes/)

State of Nevada- Nevada Public Notices

Website- [www.nv.gov](http://www.nv.gov)

1. Leslie Bittleston, Division of Child and Family Services, 4126 Technology Way, 1<sup>st</sup> Floor, Carson City, NV 89706
2. Nevada Youth Parole Bureau, 751 Ryland Street, Reno, NV 89502
3. Grant Sawyer Building, 555 Washington Avenue, Las Vegas, NV 89101
4. Elko Juvenile Court, 665 W. Silver Street, Elko, NV 89801

THIS NOTICE AND AGENDA HAS BEEN SENT TO THE FOLLOWING LOCATIONS:

5. Clark County District Attorney, 601 North Pecos Road, Las Vegas, NV 89101
6. Division of Child and Family Services, 475 W. Haskell St. #7, Winnemucca, NV 89445

Notices are also sent to all Juvenile Probation Departments, Youth Camps, and Youth Correctional Centers

POSTED: August 6, 2018



# JUVENILE JUSTICE OVERSIGHT COMMISSION FY19 SCORECARD & PERFORMANCE SUMMARY

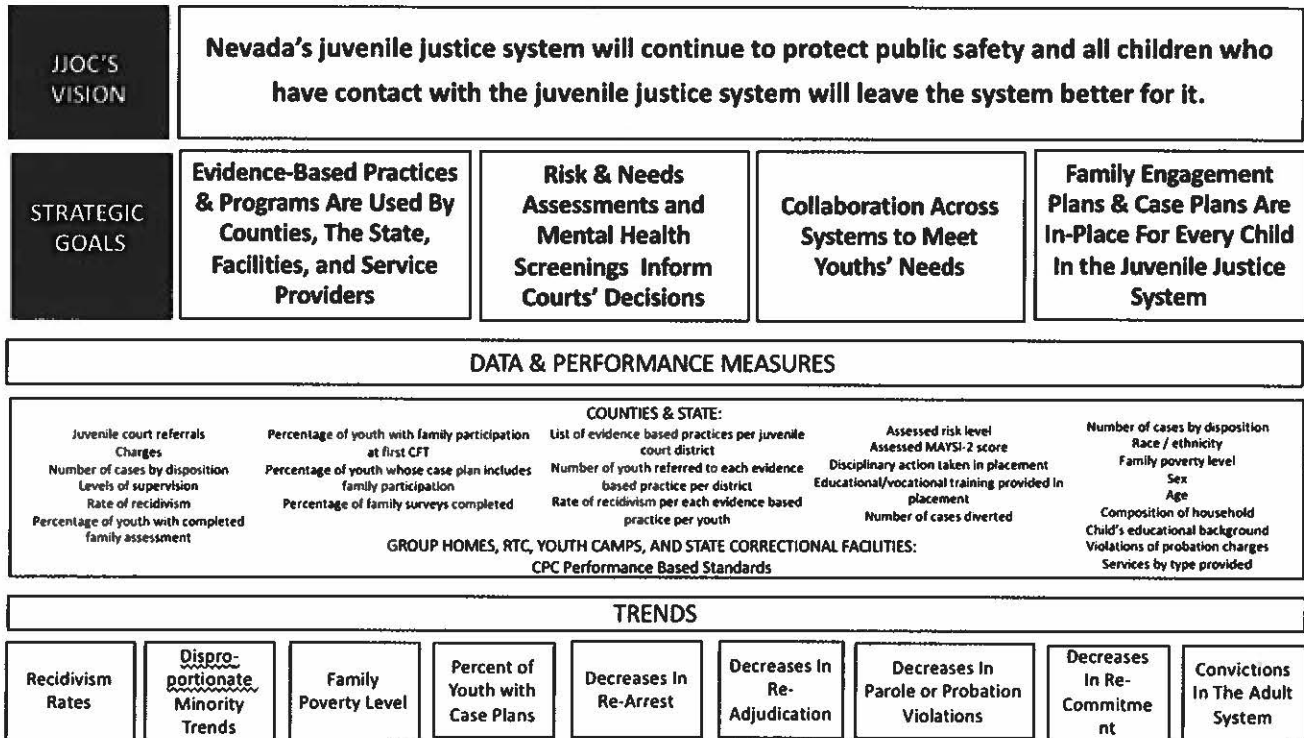
*Reporting Period:*

## TABLE OF CONTENTS

<i>Strategic Plan Overview</i> .....	<b>3</b>
<b>STATEWIDE SCORECARD</b> .....	<b>5</b>
<i>County-by-County System Trends</i> .....	<b>5</b>
<i>County-by-County Trends: Youth Disposition Indicators</i> .....	<b>11</b>
<i>County-by-County Performance Measures</i> .....	<b>21</b>
<b>JUVENILE COURT PERFORMANCE MEASURES</b> .....	<b>30</b>
<b>PROBATION AND PAROLE PERFORMANCE MEASURES</b> .....	<b>30</b>
<b>STATE CORRECTIONAL FACILITIES, GROUP HOMES, RTC &amp; YOUTH CAMP PERFORMANCE MEASURES</b>	<b>31</b>

# STRATEGIC PLAN OVERVIEW

Below is a summary of the Vision, Four Strategic Goals and System Performance Measures that comprise the strategic direction for the Nevada Juvenile Justice System.



## HOW TO READ THIS REPORT:

<Instructions here>

**Status Key:**

On Target. Positive Movement	Behind schedule. Little or no movement	Off Schedule. Negative Movement	Not Started. No Data
---------------------------------	---	------------------------------------	-------------------------

**STRATEGIC PLAN PERFORMANCE SUMMARY**

**GOAL 1 – ASSESSMENTS & SCREENING:**

Ensure risk and needs assessments and mental health screenings are completed for children prior to disposition.

**Initiative 1 - RISK ASSESSMENT TOOL:** Determine when the risk and needs assessment tool is used.

*Summary of Progress:*

50% complete

**Initiative 2 - REPORTING POLICY:** Develop policy for reporting requirements from use of tool.

*Summary of Progress:*

10% complete

**Initiative 3 - CASE PLANNING POLICY:** Develop policy for decision-making for case planning for courts regarding the scoring of the tool.

*Summary of Progress:*

Not started

**GOAL 2 – PROVEN PROGRAMS:**

Implement evidence-based programs, practices and services proven to reduce recidivism.

**Initiative 1 -**

**Initiative 2 -**

## STATEWIDE SCORECARD

JUVENILE JUSTICE SYSTEM TRENDS	FY19 BENCHMARK	FY20 ACTUAL	FY23 TARGET	EXPLANATION
Rate of Recidivism				
Percent of youth who are minorities (disproportionate minorities)				
Percent of families in the juvenile justice system at or below the poverty level				
Percent of youth in the juvenile justice system with case plans				
Percent of youth in the juvenile justice system with case plans				
Percent increase / decrease in re-arrests				
Percent increase / decrease in re-commitment				
Percent increase / decrease in violations of parole or probation				
Percent increase / decrease in re-adjudication				
Number of convictions in the adult system				

## COUNTY-BY-COUNTY SYSTEM TRENDS

The following trends reflect overall statewide system trends as reported by individual counties. The County-by-County detail can be found on the subsequent pages.

### All Counties' Total

	FY19 BENCHMARK	FY20 ACTUAL	FY23 TARGET	EXPLANATION
Nature and number of juvenile court referrals				
Type and number of charges				
Type and number of violations of probation charges				
Number of cases by disposition				
Level types and number of supervision				



## Churchill County

	FY19 BENCHMARK	FY20 ACTUAL	FY23 TARGET	EXPLANATION
Nature and number of juvenile court referrals				
Type and number of charges				
Type and number of violations of probation charges				
Number of cases by disposition				
Level types and number of supervision				

## Clark County

	FY19 BENCHMARK	FY20 ACTUAL	FY23 TARGET	EXPLANATION
Nature and number of juvenile court referrals				
Type and number of charges				
Type and number of violations of probation charges				
Number of cases by disposition				
Level types and number of supervision				

## Douglas County

	FY19 BENCHMARK	FY20 ACTUAL	FY23 TARGET	EXPLANATION
Nature and number of juvenile court referrals				
Type and number of charges				
Type and number of violations of probation charges				
Number of cases by disposition				
Level types and number of supervision				

## Elko County

	FY19 BENCHMARK	FY20 ACTUAL	FY23 TARGET	EXPLANATION
Nature and number of juvenile court referrals				
Type and number of charges				
Type and number of violations of probation charges				

Number of cases by disposition				
Level types and number of supervision				

**Esmeralda**

	FY19 BENCHMARK	FY20 ACTUAL	FY23 TARGET	EXPLANATION
Nature and number of juvenile court referrals				
Type and number of charges				
Type and number of violations of probation charges				
Number of cases by disposition				
Level types and number of supervision				

**Eureka County**

	FY19 BENCHMARK	FY20 ACTUAL	FY23 TARGET	EXPLANATION
Nature and number of juvenile court referrals				
Type and number of charges				
Type and number of violations of probation charges				
Number of cases by disposition				
Level types and number of supervision				

**Humboldt County**

	FY19 BENCHMARK	20FY19 ACTUAL	FY23 TARGET	EXPLANATION
Nature and number of juvenile court referrals				
Type and number of charges				
Type and number of violations of probation charges				
Number of cases by disposition				
Level types and number of supervision				

### Lander County

	FY19 BENCHMARK	FY20 ACTUAL	FY23 TARGET	EXPLANATION
Nature and number of juvenile court referrals				
Type and number of charges				
Type and number of violations of probation charges				
Number of cases by disposition				
Level types and number of supervision				

### Lincoln County

	FY19 BENCHMARK	FY20 ACTUAL	FY23 TARGET	EXPLANATION
Nature and number of juvenile court referrals				
Type and number of charges				
Type and number of violations of probation charges				
Number of cases by disposition				
Level types and number of supervision				

### Lyon County

	FY19 BENCHMARK	FY20 ACTUAL	FY23 TARGET	EXPLANATION
Nature and number of juvenile court referrals				
Type and number of charges				
Type and number of violations of probation charges				
Number of cases by disposition				
Level types and number of supervision				

### Mineral County

	FY19 BENCHMARK	FY20 ACTUAL	FY23 TARGET	EXPLANATION
Nature and number of juvenile court referrals				
Type and number of charges				
Type and number of violations of probation charges				

Number of cases by disposition				
Level types and number of supervision				

**Nye County**

	FY19 BENCHMARK	FY20 ACTUAL	FY23 TARGET	EXPLANATION
Nature and number of juvenile court referrals				
Type and number of charges				
Type and number of violations of probation charges				
Number of cases by disposition				
Level types and number of supervision				

**Pershing County**

	FY19 BENCHMARK	FY20 ACTUAL	FY23 TARGET	EXPLANATION
Nature and number of juvenile court referrals				
Type and number of charges				
Type and number of violations of probation charges				
Number of cases by disposition				
Level types and number of supervision				

**Storey County**

	FY19 BENCHMARK	FY20 ACTUAL	FY23 TARGET	EXPLANATION
Nature and number of juvenile court referrals				
Type and number of charges				
Type and number of violations of probation charges				
Number of cases by disposition				
Level types and number of supervision				

**Washoe County**

	FY19 BENCHMARK	FY20 ACTUAL	FY23 TARGET	EXPLANATION
Nature and number of juvenile court referrals				
Type and number of charges				
Type and number of violations of probation charges				
Number of cases by disposition				
Level types and number of supervision				

**White Pine County**

	FY19 BENCHMARK	FY20 ACTUAL	FY23 TARGET	EXPLANATION
Nature and number of juvenile court referrals				
Type and number of charges				
Type and number of violations of probation charges				
Number of cases by disposition				
Level types and number of supervision				

## COUNTY-BY-COUNTY TRENDS: YOUTH DISPOSITION INDICATORS

The following trends reflect overall statewide youth disposition indicators as reported by individual counties. The County-by-County detail can be found on the subsequent pages.

### All Counties' Total

	FY19 BENCHMARK	FY20 ACTUAL	FY23 TARGET	EXPLANATION
Age				
Sex				
Race / ethnicity				
Family poverty level				
Composition of household				
Child's educational background				
Assessed risk level				
Assessed MAYSI-2 score				
Type of residential placement				
Services by type provided				
Type and number of disciplinary action(s) taken in placement				
Type(s) of educational / vocational training provided in placement				
Type / number of violations of probation charges				

## Churchill County

	FY19 BENCHMARK	FY20 ACTUAL	FY23 TARGET	EXPLANATION
Age				
Sex				
Race / ethnicity				
Family poverty level				
Composition of household				
Child's educational background				
Assessed risk level				
Assessed MAYSI-2 score				
Type of residential placement				
Services by type provided				
Type and number of disciplinary action(s) taken in placement				
Type(s) of educational / vocational training provided in placement				
Type / number of violations of probation charges				

## Clark County

	FY19 BENCHMARK	FY20 ACTUAL	FY23 TARGET	EXPLANATION
Age				
Sex				
Race / ethnicity				
Family poverty level				
Composition of household				
Child's educational background				
Assessed risk level				
Assessed MAYSI-2 score				
Type of residential placement				
Services by type provided				
Type and number of disciplinary action(s) taken in placement				

Type(s) of educational / vocational training provided in placement				
Type / number of violations of probation charges				

## Douglas County

	FY19 BENCHMARK	FY20 ACTUAL	FY23 TARGET	EXPLANATION
Age				
Sex				
Race / ethnicity				
Family poverty level				
Composition of household				
Child's educational background				
Assessed risk level				
Assessed MAYSI-2 score				
Type of residential placement				
Services by type provided				
Type and number of disciplinary action(s) taken in placement				
Type(s) of educational / vocational training provided in placement				
Type / number of violations of probation charges				

## Elko County

	FY19 BENCHMARK	FY20 ACTUAL	FY23 TARGET	EXPLANATION
Age				
Sex				
Race / ethnicity				
Family poverty level				
Composition of household				
Child's educational background				
Assessed risk level				
Assessed MAYSI-2 score				



Type of residential placement				
Services by type provided				
Type and number of disciplinary action(s) taken in placement				
Type(s) of educational / vocational training provided in placement				
Type / number of violations of probation charges				

**Esmeralda County**

	FY19 BENCHMARK	FY20 ACTUAL	FY23 TARGET	EXPLANATION
Age				
Sex				
Race / ethnicity				
Family poverty level				
Composition of household				
Child's educational background				
Assessed risk level				
Assessed MAYSI-2 score				
Type of residential placement				
Services by type provided				
Type and number of disciplinary action(s) taken in placement				
Type(s) of educational / vocational training provided in placement				
Type / number of violations of probation charges				

**Eureka County**

	FY19 BENCHMARK	FY20 ACTUAL	FY23 TARGET	EXPLANATION
Age				
Sex				
Race / ethnicity				
Family poverty level				
Composition of household				

Child's educational background				
Assessed risk level				
Assessed MAYSI-2 score				
Type of residential placement				
Services by type provided				
Type and number of disciplinary action(s) taken in placement				
Type(s) of educational / vocational training provided in placement				
Type / number of violations of probation charges				

### Humboldt County

	FY19 BENCHMARK	FY20 ACTUAL	FY23 TARGET	EXPLANATION
Age				
Sex				
Race / ethnicity				
Family poverty level				
Composition of household				
Child's educational background				
Assessed risk level				
Assessed MAYSI-2 score				
Type of residential placement				
Services by type provided				
Type and number of disciplinary action(s) taken in placement				
Type(s) of educational / vocational training provided in placement				
Type / number of violations of probation charges				

### Lander County

	FY19 BENCHMARK	FY20 ACTUAL	FY23 TARGET	EXPLANATION
Age				
Sex				

Race / ethnicity				
Family poverty level				
Composition of household				
Child's educational background				
Assessed risk level				
Assessed MAYSI-2 score				
Type of residential placement				
Services by type provided				
Type and number of disciplinary action(s) taken in placement				
Type(s) of educational / vocational training provided in placement				
Type / number of violations of probation charges				

## Lincoln County

	FY19 BENCHMARK	FY20 ACTUAL	FY23 TARGET	EXPLANATION
Age				
Sex				
Race / ethnicity				
Family poverty level				
Composition of household				
Child's educational background				
Assessed risk level				
Assessed MAYSI-2 score				
Type of residential placement				
Services by type provided				
Type and number of disciplinary action(s) taken in placement				
Type(s) of educational / vocational training provided in placement				
Type / number of violations of probation charges				

## Lyon County

	FY19 BENCHMARK	FY20 ACTUAL	FY23 TARGET	EXPLANATION
Age				
Sex				
Race / ethnicity				
Family poverty level				
Composition of household				
Child's educational background				
Assessed risk level				
Assessed MAYSI-2 score				
Type of residential placement				
Services by type provided				
Type and number of disciplinary action(s) taken in placement				
Type(s) of educational / vocational training provided in placement				
Type / number of violations of probation charges				

## Mineral County

	FY19 BENCHMARK	FY20 ACTUAL	FY23 TARGET	EXPLANATION
Age				
Sex				
Race / ethnicity				
Family poverty level				
Composition of household				
Child's educational background				
Assessed risk level				
Assessed MAYSI-2 score				
Type of residential placement				
Services by type provided				
Type and number of disciplinary action(s) taken in placement				

Type(s) of educational / vocational training provided in placement				
Type / number of violations of probation charges				

### Nye County

	FY19 BENCHMARK	FY20 ACTUAL	FY23 TARGET	EXPLANATION
Age				
Sex				
Race / ethnicity				
Family poverty level				
Composition of household				
Child's educational background				
Assessed risk level				
Assessed MAYSI-2 score				
Type of residential placement				
Services by type provided				
Type and number of disciplinary action(s) taken in placement				
Type(s) of educational / vocational training provided in placement				
Type / number of violations of probation charges				

### Pershing County

	FY19 BENCHMARK	FY20 ACTUAL	FY23 TARGET	EXPLANATION
Age				
Sex				
Race / ethnicity				
Family poverty level				
Composition of household				
Child's educational background				
Assessed risk level				
Assessed MAYSI-2 score				

Type of residential placement				
Services by type provided				
Type and number of disciplinary action(s) taken in placement				
Type(s) of educational / vocational training provided in placement				
Type / number of violations of probation charges				

## Storey County

	FY19 BENCHMARK	FY20 ACTUAL	FY23 TARGET	EXPLANATION
Age				
Sex				
Race / ethnicity				
Family poverty level				
Composition of household				
Child's educational background				
Assessed risk level				
Assessed MAYSI-2 score				
Type of residential placement				
Services by type provided				
Type and number of disciplinary action(s) taken in placement				
Type(s) of educational / vocational training provided in placement				
Type / number of violations of probation charges				

## Washoe County

	FY19 BENCHMARK	FY20 ACTUAL	FY23 TARGET	EXPLANATION
Age				
Sex				
Race / ethnicity				
Family poverty level				
Composition of household				

Child's educational background				
Assessed risk level				
Assessed MAYSI-2 score				
Type of residential placement				
Services by type provided				
Type and number of disciplinary action(s) taken in placement				
Type(s) of educational / vocational training provided in placement				
Type / number of violations of probation charges				

## White Pine County

	FY19 BENCHMARK	FY20 ACTUAL	FY23 TARGET	EXPLANATION
Age				
Sex				
Race / ethnicity				
Family poverty level				
Composition of household				
Child's educational background				
Assessed risk level				
Assessed MAYSI-2 score				
Type of residential placement				
Services by type provided				
Type and number of disciplinary action(s) taken in placement				
Type(s) of educational / vocational training provided in placement				
Type / number of violations of probation charges				

## COUNTY-BY-COUNTY PERFORMANCE MEASURES

The following performance measures reflect overall statewide performance as reported by individual counties. The County-by-County detail can be found on the subsequent pages.

### All Counties' Total

Case Indicators	FY19 BENCHMARK	FY20 ACTUAL	FY23 TARGET	STATUS YOY% Change	EXPLANATION
List of evidence-based practices per juvenile Court District					
Number of cases diverted					
Number of felonies diverted					
Number of gross misdemeanors diverted					

Youth and Family Indicators	FY19 BENCHMARK	FY19 ACTUAL	FY23 TARGET	STATUS YOY% Change	EXPLANATION
Rate of recidivism					
Percent of youth with completed family assessment					
Percent of youth with family participation at first CFT					
Percent of youth whose case plan includes family participation					
Percent of family surveys completed					





## Churchill County

Case Indicators	FY19 BENCHMARK	FY20 ACTUAL	FY23 TARGET	STATUS YOY% Change	EXPLANATION
List of evidence-based practices per juvenile Court District					
Number of cases diverted					
Number of felonies diverted					
Number of gross misdemeanors diverted					

Youth and Family Indicators	FY19 BENCHMARK	FY20 ACTUAL	FY23 TARGET	STATUS YOY% Change	EXPLANATION
Rate of recidivism					
Percent of youth with completed family assessment					
Percent of youth with family participation at first CFT					
Percent of youth whose case plan includes family participation					
Percent of family surveys completed					

## Clark County

Case Indicators	FY19 BENCHMARK	FY20 ACTUAL	FY23 TARGET	STATUS YOY% Change	EXPLANATION
List of evidence-based practices per juvenile Court District					
Number of cases diverted					
Number of felonies diverted					
Number of gross misdemeanors diverted					

Youth and Family Indicators	FY19 BENCHMARK	FY20 ACTUAL	FY23 TARGET	STATUS YOY% Change	EXPLANATION
Rate of recidivism					
Percent of youth with completed family assessment					
Percent of youth with family participation at first CFT					
Percent of youth whose case plan includes family participation					
Percent of family surveys completed					

## Douglas County

Case Indicators	FY19 BENCHMARK	FY20 ACTUAL	FY23 TARGET	STATUS YOY% Change	EXPLANATION
List of evidence-based practices per juvenile Court District					
Number of cases diverted					
Number of felonies diverted					
Number of gross misdemeanors diverted					

Youth and Family Indicators	FY19 BENCHMARK	FY20 ACTUAL	FY23 TARGET	STATUS YOY% Change	EXPLANATION
Rate of recidivism					
Percent of youth with completed family assessment					
Percent of youth with family participation at first CFT					
Percent of youth whose case plan includes family participation					
Percent of family surveys completed					

## Elko County

Case Indicators	FY19 BENCHMARK	FY20 ACTUAL	FY23 TARGET	STATUS YOY% Change	EXPLANATION
List of evidence-based practices per juvenile Court District					
Number of cases diverted					
Number of felonies diverted					
Number of gross misdemeanors diverted					

Youth and Family Indicators	FY19 BENCHMARK	FY20 ACTUAL	FY23 TARGET	STATUS YOY% Change	EXPLANATION
Rate of recidivism					
Percent of youth with completed family assessment					
Percent of youth with family participation at first CFT					
Percent of youth whose case plan includes family participation					
Percent of family surveys completed					

## Esmerelda County

Case Indicators	FY19 BENCHMARK	FY20 ACTUAL	FY23 TARGET	STATUS YOY% Change	EXPLANATION
List of evidence-based practices per juvenile Court District					
Number of cases diverted					
Number of felonies diverted					
Number of gross misdemeanors diverted					

Youth and Family Indicators	FY19 BENCHMARK	FY20 ACTUAL	FY23 TARGET	STATUS YOY% Change	EXPLANATION
Rate of recidivism					
Percent of youth with completed family assessment					
Percent of youth with family participation at first CFT					
Percent of youth whose case plan includes family participation					
Percent of family surveys completed					

## Eureka County

Case Indicators	FY19 BENCHMARK	FY20 ACTUAL	FY23 TARGET	STATUS YOY% Change	EXPLANATION
List of evidence-based practices per juvenile Court District					
Number of cases diverted					
Number of felonies diverted					
Number of gross misdemeanors diverted					

Youth and Family Indicators	FY19 BENCHMARK	FY20 ACTUAL	FY23 TARGET	STATUS YOY% Change	EXPLANATION
Rate of recidivism					
Percent of youth with completed family assessment					
Percent of youth with family participation at first CFT					
Percent of youth whose case plan includes family participation					
Percent of family surveys completed					

## Humboldt County

Case Indicators	FY19 BENCHMARK	FY20 ACTUAL	FY23 TARGET	STATUS YOY% Change	EXPLANATION
List of evidence-based practices per juvenile Court District					
Number of cases diverted					
Number of felonies diverted					
Number of gross misdemeanors diverted					

Youth and Family Indicators	FY19 BENCHMARK	FY20 ACTUAL	FY23 TARGET	STATUS YOY% Change	EXPLANATION
Rate of recidivism					
Percent of youth with completed family assessment					
Percent of youth with family participation at first CFT					
Percent of youth whose case plan includes family participation					
Percent of family surveys completed					

## Lander County

Case Indicators	FY19 BENCHMARK	FY20 ACTUAL	FY23 TARGET	STATUS YOY% Change	EXPLANATION
List of evidence-based practices per juvenile Court District					
Number of cases diverted					
Number of felonies diverted					
Number of gross misdemeanors diverted					

Youth and Family Indicators	FY19 BENCHMARK	FY20 ACTUAL	FY23 TARGET	STATUS YOY% Change	EXPLANATION
Rate of recidivism					
Percent of youth with completed family assessment					
Percent of youth with family participation at first CFT					
Percent of youth whose case plan includes family participation					
Percent of family surveys completed					

## Lincoln County

Case Indicators	FY19 BENCHMARK	FY20 ACTUAL	FY23 TARGET	STATUS YOY% Change	EXPLANATION
List of evidence-based practices per juvenile Court District					
Number of cases diverted					
Number of felonies diverted					
Number of gross misdemeanors diverted					

Youth and Family Indicators	FY19 BENCHMARK	FY20 ACTUAL	FY23 TARGET	STATUS YOY% Change	EXPLANATION
Rate of recidivism					
Percent of youth with completed family assessment					
Percent of youth with family participation at first CFT					
Percent of youth whose case plan includes family participation					
Percent of family surveys completed					

## Lyon County

Case Indicators	FY19 BENCHMARK	FY20 ACTUAL	FY23 TARGET	STATUS YOY% Change	EXPLANATION
List of evidence-based practices per juvenile Court District					
Number of cases diverted					
Number of felonies diverted					
Number of gross misdemeanors diverted					

Youth and Family Indicators	FY19 BENCHMARK	FY20 ACTUAL	FY23 TARGET	STATUS YOY% Change	EXPLANATION
Rate of recidivism					
Percent of youth with completed family assessment					
Percent of youth with family participation at first CFT					
Percent of youth whose case plan includes family participation					
Percent of family surveys completed					

## Mineral County

Case Indicators	FY19 BENCHMARK	FY20 ACTUAL	FY23 TARGET	STATUS YOY% Change	EXPLANATION
List of evidence-based practices per juvenile Court District					
Number of cases diverted					
Number of felonies diverted					
Number of gross misdemeanors diverted					

Youth and Family Indicators	FY19 BENCHMARK	FY20 ACTUAL	FY23 TARGET	STATUS YOY% Change	EXPLANATION
Rate of recidivism					
Percent of youth with completed family assessment					
Percent of youth with family participation at first CFT					
Percent of youth whose case plan includes family participation					
Percent of family surveys completed					

## Nye County

Case Indicators	FY19 BENCHMARK	FY20 ACTUAL	FY23 TARGET	STATUS YOY% Change	EXPLANATION
List of evidence-based practices per juvenile Court District					
Number of cases diverted					
Number of felonies diverted					
Number of gross misdemeanors diverted					

Youth and Family Indicators	FY19 BENCHMARK	FY20 ACTUAL	FY23 TARGET	STATUS YOY% Change	EXPLANATION
Rate of recidivism					
Percent of youth with completed family assessment					
Percent of youth with family participation at first CFT					
Percent of youth whose case plan includes family participation					
Percent of family surveys completed					

## Pershing County

Case Indicators	FY19 BENCHMARK	FY20 ACTUAL	FY23 TARGET	STATUS YOY% Change	EXPLANATION
List of evidence-based practices per juvenile Court District					
Number of cases diverted					
Number of felonies diverted					
Number of gross misdemeanors diverted					

Youth and Family Indicators	FY19 BENCHMARK	FY20 ACTUAL	FY23 TARGET	STATUS YOY% Change	EXPLANATION
Rate of recidivism					
Percent of youth with completed family assessment					
Percent of youth with family participation at first CFT					
Percent of youth whose case plan includes family participation					
Percent of family surveys completed					

## Storey County

Case Indicators	FY19 BENCHMARK	FY20 ACTUAL	FY23 TARGET	STATUS YOY% Change	EXPLANATION
List of evidence-based practices per juvenile Court District					
Number of cases diverted					
Number of felonies diverted					
Number of gross misdemeanors diverted					

Youth and Family Indicators	FY19 BENCHMARK	FY20 ACTUAL	FY23 TARGET	STATUS YOY% Change	EXPLANATION
Rate of recidivism					
Percent of youth with completed family assessment					
Percent of youth with family participation at first CFT					
Percent of youth whose case plan includes family participation					
Percent of family surveys completed					



## Washoe County

Case Indicators	FY19 BENCHMARK	FY20 ACTUAL	FY23 TARGET	STATUS YOY% Change	EXPLANATION
List of evidence-based practices per juvenile Court District					
Number of cases diverted					
Number of felonies diverted					
Number of gross misdemeanors diverted					

Youth and Family Indicators	FY19 BENCHMARK	FY20 ACTUAL	FY23 TARGET	STATUS YOY% Change	EXPLANATION
Rate of recidivism					
Percent of youth with completed family assessment					
Percent of youth with family participation at first CFT					
Percent of youth whose case plan includes family participation					
Percent of family surveys completed					

## White Pine County

Case Indicators	FY19 BENCHMARK	FY20 ACTUAL	FY23 TARGET	STATUS YOY% Change	EXPLANATION
List of evidence-based practices per juvenile Court District					
Number of cases diverted					
Number of felonies diverted					
Number of gross misdemeanors diverted					

Youth and Family Indicators	FY19 BENCHMARK	FY20 ACTUAL	FY23 TARGET	STATUS YOY% Change	EXPLANATION
Rate of recidivism					
Percent of youth with completed family assessment					
Percent of youth with family participation at first CFT					
Percent of youth whose case plan includes family participation					
Percent of family surveys completed					

## JUVENILE COURT PERFORMANCE MEASURES

	FY19 BENCHMARK	FY20 ACTUAL	FY23 TARGET	STATUS YOY% Change	EXPLANATION
Number of youth who have a parent / guardian (including an agency custodian) at hearings					
Number of youth who have legal representation					
Number of dispositions determined within 60 days					
Number of detention hearings within 72 hours (per statute)					
Number of victims / victims' families present at disposition					
Victim / family satisfaction with outcomes of the disposition (via survey results)					

## PROBATION AND PAROLE PERFORMANCE MEASURES

	FY19 BENCHMARK	FY20 ACTUAL	FY23 TARGET	EXPLANATION
Percent increase / decrease in overall risk score from the initial YLS to any YLS reassessments				
Percent increase / decrease in the risk score of prior and current offenses				
Percent increase / decrease in the risk score of dispositions, family circumstances				
Percent increase / decrease in the risk score of parenting, education				
Percent increase / decrease in the risk score of Employment, Peer Relations Substance abuse, leisure				
Percent increase / decrease in the risk score of recreation, personality				
Percent increase / decrease in the risk score of behavior, attitudes				
Percent increase / decrease in the risk score of orientation				

# STATE CORRECTIONAL FACILITIES, GROUP HOMES, RTC & YOUTH CAMP PERFORMANCE MEASURES

CPC Performance Based Standards	FY19 BENCHMARK	FY20 ACTUAL	FY23 TARGET	STATUS YOY% Change	EXPLANATION
Program Leadership & Development					
PD qualified					
...					
Staff Characteristics					
Education					
....					
Offender Assessment					
Appropriateness					
...					
Treatment Characteristics					
Targets					
...					

# **Nevada Juvenile Justice Oversight Commission**

## **Committee Report**

Date Submitted: 8/3/18

**Committee:** Youth

**Committee Co-chairs:** John Munoz, Justice Nancy Saitta

**Date of meetings held since last Commission Meeting:** none

**Date of next meeting:** To Be Determined

**Action Items Completed:**

This committee did not meet after the Full Commission meeting on 7/13/18

**Action Items In-progress/Pending:**

The Youth Committee will be touring Jan Evans Juvenile Detention Center on September 11, 2018. The goal of this tour, and any other facility tour, is to provide JJOC members with a further understanding of the various levels of the Juvenile Justice System.

The Youth Committee made note of the Commission's ask at our last Full Commission meeting regarding our recommendations for the Juvenile Justice System, including those being done nationally that are youth driven. We also recognize the challenges we have faced in scheduling a meeting and so have started the discussion with the attached questionnaire. Our intent is that each of us will be able to give some thought and do some research regarding these questions and come together with a quorum to discuss these as a group. We will then finalize our recommendations and present them to the JJOC Full Commission.

**Announcements:**

**Recommendations for the Commission:**

**Questions for the Commission:**

**Other Notes:**

# Youth Committee Survey

1. *What is your experience, if any, with the Juvenile Justice system? Please describe (i.e. what was most helpful, what was not helpful, what services did you receive, how were you treated, was your family involved, what was communication like, what were your goals, how involved were you with your treatment, etc.).*

---

---

---

---

---

---

---

---

2. *What would you like to know more about in the Juvenile Justice system?*

---

---

---

---

---

---

---

---

3. *What do you think is working well in the Juvenile Justice system? Why?*

---

---

---

---

---

---

---

---

4. *What specific changes would you like to see in the system and why? Please answer for the following categories, and include what you like and don't like:*

- a. County Probation

---

---

---

---

---

---

b. County Youth Camps

---

---

---

---

---

c. State Institutions

---

---

---

---

---

d. State Youth Parole

---

---

---

---

---

5. *What services or programming you would like to see added? Why?*

---

---

---

---

---

---

---

---

6. *What do you think would be the best way to get Parental/Family involvement with youth on probation, in the camps/institutions, and on parole? Think family counseling, parenting classes for youth, family days, phone calls, video-conferencing, visits, transportation, etc. Please be specific.*

---

---

---

---

---

---

---

---

7. *What JJOC Committee meeting(s) are you interested in attending and why?*

---

---

---

---

---





---















---

---

8. *Please share any additional information you'd like to provide below.*

DATA ENTRY ON THIS PAGE ONLY

Key	Indicates activity is complete	
	Indicates activity is on schedule, no risk factor	
	Indicates activity is at risk	
	Indicates activity is behind schedule and critical	

ID	Task	Task Lead	Start Date	End Date	Actual End Date	% Complete	Project Status	Meeting Comments/ Notes & Progress Updates	Updates from Core Team (As of XXX Date)
<b>Goal #1 - Establish Standard Procedures for Measuring Outcomes</b>									
<b>Strategy #1: Identify Outcomes measures</b>						100%			
1.1.1	Establish outcomes measures for statewide system improvement measures	JJOC	12/15/2017	6/30/2018		100%			
<b>Goal #2 - Reporting Requirements of JJOC and DCFS</b>									
<b>Strategy #1: Annual LCB Compliance Report 2018</b>						100%			
2.1.1	Create a template	JJOC	12/15/2017	1/31/2018	1/30/2018	100%			
2.1.2	Establish ownership of this report	JJOC	12/15/2017	12/15/2017	12/15/2017	100%			
2.1.3	Submit completed report	JJOC	12/15/2017	1/31/2018	1/30/2018	100%			
2.1.4	Submit final report to Governor's office	JJOC	12/15/2017	1/31/2018	1/30/2018	100%			
<b>Strategy #2: Annual Report to the Governor 2018</b>						100%			
2.2.1	Create a template	JJOC	12/15/2017	7/1/2018		100%			
2.2.2	Establish ownership of this report	JJOC	12/15/2017	7/1/2018		100%			
2.2.3	Submit completed report	JJOC	12/15/2017	7/1/2018		100%			
2.2.4	Submit final report to LCB	JJOC	12/15/2017	7/1/2018		100%			
<b>Strategy #3: Annual LCB Compliance Report 2019</b>						50%			
2.3.1	Create a template	JJOC	12/1/2018	1/31/2019		100%			
2.3.2	Establish ownership of this report	JJOC	12/1/2018	1/31/2019		100%			
2.3.3	Submit completed report	JJOC	12/1/2018	1/31/2019		0%			
2.3.4	Submit final report to Governor's office	JJOC	12/1/2018	1/31/2019		0%			
<b>Strategy #4: Annual Report to the Governor 2019</b>						50%			
2.4.1	Create a template	JJOC	12/1/2018	7/1/2019		100%			
2.4.2	Establish ownership of this report	JJOC	12/1/2018	7/1/2019		100%			
2.4.3	Submit completed report	JJOC	12/1/2018	7/1/2019		0%			
2.4.4	Submit final report to LCB	JJOC	12/1/2018	7/1/2019		0%			
<b>Goal #3 - Annual Quality Assurance Review</b>									
<b>Strategy #1: Quality Assurance Tool</b>						100%			
3.1.1	JJOC must select QA Tool	Kelly Woolldridge	12/5/2017	6/30/2018		100%		CPC Instrument Training completed week of June 25th	Contract Executed
3.1.2	JJOC to receive training on use of tool	JJOC	4/5/2018	7/1/2018		100%			
3.1.3	Determine who will be responsible for conducting review	DCFS	2/7/2018	7/1/2018		100%		8 Individuals trained and are going through the certification process.	
<b>Strategy #2: Utilization of Tool and Review Process</b>						25%			
3.2.1	Determine timeline of each facility review	DCFS		7/1/2019		25%		TBD at meeting in late July	
3.2.2	Develop procedures for use of QA Review Tool	DCFS		7/1/2019		25%			
3.2.3	Develop procedures for Quality Improvement Plan	DCFS		7/1/2019		25%			
3.2.4	Develop procedures for JJOC to review QA Reviews from facilities	DCFS		7/1/2019		25%			

























<b>Goal #4 - Adoption and Implementation of New Regulations</b>						
<b>Strategy #1: Ability to withhold funding for non-compliance of EB Standards</b>					<b>17%</b>	
4.1.1	Identify appropriate placement for this/policy or regulation	JJOC	7/1/2019	25%	Oversight to remain with funding source	
4.1.2	Draft language for policy or regulation	JJOC	7/1/2019	25%		
4.1.3	Policy review and approval by JJOC	JJOC	7/1/2019	0%		
<b>Strategy #2: Review and Revise NRS 62H</b>					<b>30%</b>	
4.2.1	Review for appropriate language	JJOC	7/1/2018	25%		
4.2.2	Review for appropriate crimes	JJOC	7/1/2018	25%		
4.2.3	Review for reporting requirements	JJOC	7/1/2018	25%		
4.2.4	Add language for reporting requirements	JJOC	7/1/2018	25%		
4.2.5	Draft updated version for review by JJOC	JJOC	7/1/2018	25%		
4.2.6	Determine process for adopting new regulation	JJOC	7/1/2018	52%		
<b>Strategy #3: Review and Revise NAC 62H</b>					<b>25%</b>	
4.3.1	Review for appropriate language	JJOC	7/1/2018	25%		
4.3.2	Review for appropriate crimes	JJOC	7/1/2018	25%		
4.3.3	Review for reporting requirements	JJOC	7/1/2018	25%		
4.3.4	Add language for reporting requirements	JJOC	7/1/2018	25%		
4.3.5	Draft updated version for review by JJOC	JJOC	7/1/2018	25%		
4.3.6	Determine process for adopting new regulation	JJOC	7/1/2018	25%		
<b>Goal #5 - Development of By-Laws and Participation Requirements</b>					<b>100%</b>	
5.1	Develop By-Laws for JJOC	Joey, Kelly, Katie	1/12/2018	2/28/2018	100%	JJOC Approved 4/13/18
5.2	Determine participation requirements	JJOC		6/30/2018	100%	
5.3	Review By-Laws	JJOC		6/30/2018	100%	
5.4	Approve By-Laws	JJOC		6/30/2018	100%	
<b>Goal #6: Policy Development (Cross Reference DCFS Tab)</b>						
<b>Strategy #1: Violations of Parole and Revocation</b>					<b>50%</b>	
6.1.1	JJOC Review of Policy	JJOC		100%	Feedback due August 3rd	
6.1.2	JJOC Review of SOP	JJOC		0%		
<b>Strategy #2: Placement of Youth Committed to DCFS/ Admission Determination Procedure</b>					<b>50%</b>	
6.2.1	JJOC Review of Policy	JJOC		100%	Feedback due August 3rd	
6.2.2	JJOC Review of SOP	JJOC		0%		
<b>Strategy #3: Family Engagement Plan</b>					<b>0%</b>	
6.3.1	JJOC Review of Policy	JJOC		0%		
6.3.2	JJOC Review of SOP	JJOC		0%		
<b>Strategy #4: Court Findings Prior to Commitment</b>					<b>50%</b>	
6.4.1	JJOC Review of Policy	JJOC		100%	Feedback due August 3rd	
6.4.2	JJOC Review of SOP	JJOC		0%		
<b>Strategy #5: Individual Case Plan and Discharge Planning/Re-Entry</b>					<b>0%</b>	
6.5.1	JJOC Review of Policy	JJOC		0%		
6.5.2	JJOC Review of SOP	JJOC		0%		
<b>Strategy #6: Out of State (OOS) Placement of Children</b>					<b>0%</b>	
6.6.1	JJOC Review of Policy	JJOC		0%		
6.6.2	JJOC Review of SOP	JJOC		0%		
<b>Strategy #7: Release of Information/ Information Sharing</b>					<b>50%</b>	
6.7.1	JJOC Review of Policy	JJOC		100%	Feedback due August 3rd	
6.7.2	JJOC Review of SOP	JJOC		0%		
<b>Strategy #8: System Information Requirements (Data Collection Activities)</b>					<b>0%</b>	

6.8.1	JJOC Review of Policy	JJOC	0%	
6.8.2	JJOC Review of SOP	JJOC	0%	
<b>Strategy #9: Length of Stay</b>				
6.9.1	JJOC Review of Policy	JJOC	100%	Feedback due August 3rd
6.9.2	JJOC Review of SOP	JJOC	0%	

Strategic Plan Subcommittee

DATA ENTRY ON THIS PAGE ONLY

Key	Indicates activity is complete	
	Indicates activity is on schedule, no risk factor	
	Indicates activity is at risk	
	Indicates activity is behind schedule and critical	

ID	Task	Task Lead	Start Date	End Date	Actual End Date	% Complete	Project Status	Meeting Comments/ Notes & Progress Updates	Updates from Core Team (As of XXX Date)
<b>Goal #1 - Evidence Based Practices</b>									
<b>Strategy #1: Vendor Procurement for Resource Center</b>						100%			
1.1.1	Develop RFP to select a vendor for EBP Resource Center	DCFS	9/28/2017	11/16/2017	11/16/2017	100%		Selection Made	3 vendor applications received
1.1.2	Evaluation and selection of Vendor	State Purchasing	11/16/2017	11/16/2017	11/16/2017	100%		Selection Made	Evaluation committee of 4, selection made
1.1.3	Contract development	State Purchasing	11/16/2017	12/15/2017		100%			
1.1.4	BOE Review of Contract	State Purchasing	11/16/2017	2/13/2017		100%			
1.1.5	Establish Invoice Process	Brian Dahlberg	1/12/2018	2/13/2018		100%			
<b>Strategy #2: Selection of EBP Models by Vendor</b>						50%			
1.2.1	Vendor to identify appropriate EBP's for state-wide utilization	Vendor	1/12/2017	ongoing		50%		Survey sent out 4/30/18; Meeting with center on June 4th	
1.2.2	Determine uniform standards that EBP must follow	Sub committee	1/12/2017	7/1/2018		100%		See Matrix	
1.2.3	Staffing requirements	Vendor	1/12/2017	ongoing		25%		Dependent on EBP's and ongoing funding	
1.2.4	Quality Assurance Protocols	Vendor	1/12/2017	ongoing		25%			
<b>Strategy #3: Develop Policies and Procedures for Utilization of EBP's</b>						27%			
1.3.1	Identify what entity owns the Policy and Procedures	Vendor		ongoing		50%			
1.3.2	Identify where policy and procedures will be available	Vendor		ongoing		50%			
1.3.3	Determine timeline for policy and procedure development	JJOC		ongoing		10%			
1.3.4	Determine appropriate review process and approval of policy and procedures	JJOC		ongoing		25%			
1.3.5	Date of policy and procedure implementation	JJOC				0%			
<b>Goal #2: Training Program to Enhance EBP's</b>									
<b>Strategy #1: Vendor to Develop Training Plan</b>						5%			
2.1.1	Training Plan approved by subcommittee	Vendor		ongoing		10%			
2.1.2	Training Plan approved by JJOC	JJOC				0%			
<b>Strategy #2: Implementation of Training</b>						50%			
2.2.1	Identify who needs training	Vendor & JJOC		7/1/2018		100%			
2.2.2	Develop timeline for training	Vendor & JJOC		ongoing		25%		Dependent on EBP's and ongoing funding	
2.2.3	Identification of ongoing training needs	Vendor & JJOC		ongoing		25%			
<b>Goal #3: Reporting Requirements for EBP's</b>									
<b>Strategy #1: Reports to JJOC</b>						50%			

Strategic Plan Subcommittee





3.1.1	Determine who has oversight and responsibility for report development	Sub Committee	7/1/2018	100%	JJOC, Resource Center will be finalized after approval of performance measures/Strategic Plan
3.1.2	Develop Policy specific to reporting requirements	Sub Committee		25%	
3.1.3	Develop Procedure for frequency of reporting	Sub Committee		25%	
<b>Strategy #2: Quality Assurance</b>				<b>13%</b>	
3.2.1	Develop Policies for Quality Improvement Plan for reporting	Vendor and Sub Committee		25%	
3.2.2	Develop Procedures for Quality Improvement plan for reporting including Corrective Action Plan	Vendor and Sub Committee		25%	
3.2.3	Select a QA Tool for review	Vendor		0%	
3.2.4	Training on QA Tool selected	Vendor		0%	
<b>Goal #4: Development and Revisions to 5 Year Strategic Plan</b>					
<b>Strategy #1: Authority and Revisions</b>				<b>94%</b>	
4.1.1	Determine who has oversight and responsibility for development and revisions to Strategic Plan	JJOC	7/1/2018	100%	DCFS website
4.1.2	Determine where will strategic plan be published	JJOC	7/1/2018	100%	
4.1.3	Develop Template for 5 yr. Strategic Plan	DCFS	7/1/2018	100%	
4.1.4	Develop Template for Annual Report to the 5 yr. Strategic Plan	DCFS	7/1/2018	75%	To be voted on at JJOC on 8/10/18
<b>Strategy #2: Information to be included in 5 Year Plan</b>				<b>100%</b>	
4.2.1	Develop specific goals for 5 year plan with measurable benchmarks	Sub Committee	7/1/2018	100%	
4.2.2	Document individual subcommittees, their functions and goals	Sub Committee	7/1/2018	100%	
4.2.3	Develop timeline of implementation with benchmarks	Sub Committee	7/1/2018	100%	
4.2.4	Document reporting requirements	Sub Committee	7/1/2018	100%	
4.2.5	Address Family Engagement Plan	Sub Committee	7/1/2018	100%	
4.2.6	Address Court Findings Prior to Commitment	Sub Committee	7/1/2018	100%	
4.2.7	Address Individual Case Plan	Sub Committee	7/1/2018	100%	
4.2.8	Address Placement of Child	Sub Committee	7/1/2018	100%	
4.2.9	Address Out of State (OOS) Placement of Child	Sub Committee	7/1/2018	100%	

Strategic Plan Subcommittee

4.2.10	Address Release of Information/Information Sharing Address System Information Requirements (Data Collection	Sub Committee	7/1/2018	100%	
4.2.11	Activities)	Sub Committee	7/1/2018	100%	
<b>Strategy #3: Information to be included in Annual Report to Strategic Plan</b>				<b>100%</b>	
4.3.1	Document individual subcommittee outcomes	Sub Committee	ongoing	100%	
4.3.2	Document completion dates of tasks	Sub Committee	ongoing	100%	
4.3.3	Document next steps	Sub Committee	ongoing	100%	
<b>Strategy #4: Review Process of Strategic Plan</b>				<b>100%</b>	
4.4.1	Review by Subcommittee	Sub Committee	7/1/2018	100%	5/31/2018
4.4.2	Review by JJOC	JJOC	7/1/2018	100%	6/8/2018

Risk Assessment Mental Health Screen Subcommittee

DATA ENTRY ON THIS PAGE ONLY

Key	Indicates activity is complete	
	Indicates activity is on schedule, no risk factor	
	Indicates activity is at risk	
	Indicates activity is behind schedule and critical	





ID	Task	Task Lead	Start Date	End Date	Actual End Date	% Complete	Project Status	Meeting Comments/ Notes & Progress Updates	Updates from Core Team (As of XXX Date)
<b>Goal #1 - Risk Assessment Tool</b>									
<b>Strategy #1: Select Risk Assessment Tool</b>									
1.1.1	Review available risk assessments	Sub Committee	11/30/2017	12/6/2017	12/15/2015	100%		Committee voted to select the YLS as the Risk and Needs Assessment tool on 12/06/2017. Pending JJOC	JJOC voted and approved the use of the YLS.
1.1.2	Select agreed upon risk assessment tool	Sub Committee	11/30/2017	12/6/2017	12/15/2015	100%			
<b>Strategy #2: Training Risk Assessment Tool State-Wide</b>									
1.2.1	Identify who needs training	Vendor and JJOC		7/1/2018		100%			
1.2.2	Develop timeline for training	JJOC		7/1/2019		100%			
1.2.3	Train the Trainer	JJOC		7/1/2018		100%		DCFS	
<b>Strategy #3: Develop State-Wide Policy for Risk Assessment</b>									
1.3.1	Identify what entity owns the Policy	Sub Committee		7/1/2018		100%		DCFS	
1.3.2	Identify where policy will be available	Sub Committee		7/1/2018		100%		DCFS Website	
1.3.3	Determine timeline for policy development	Sub Committee		7/1/2018		100%			
1.3.4	Determine appropriate review process and approval of policy	JJOC		7/1/2018		100%		DCFS/JJOC Approval	
1.3.5	Determine frequency of Risk Assessment	Vendor		7/1/2019		25%			
1.3.6	Date of policy implementation	DCFS		7/1/2019		75%			
<b>Strategy #4: Develop Quality Improvement Process for Risk Assessment Tool</b>									
1.4.1	Determine who has oversight of Quality Improvement actions	JJOC		7/1/2018		100%		JJOC	
1.4.2	Develop Quality Improvement guidelines including acceptable standards	Vendor		7/1/2019		25%			
1.4.3	Develop Quality Improve Process	Vendor & Sub Committee		7/1/2019		25%			
1.4.4	Conduct Quality Reviews	DCFS Contractor		7/1/2019		25%			
1.4.5	Determine QA reporting back to JJOC	DCFS and Sub Committee		7/1/2019		25%			
<b>Goal #2 - Mental Health Screening Tool</b>									
<b>Strategy #1: Select Mental Health Screening Tool</b>									
2.1.1	Review available risk assessments	Sub Committee	11/30/2017	12/6/2017	12/15/2015	100%		Committee voted to select the MAYSI II as the statewide Mental Health Screening tool on 12/06/2017. Pending JJOC Approval	JJOC voted and approved the use of the MAYSI II
2.1.2	Select agreed upon risk assessment tool	Sub Committee	11/30/2017	12/6/2017	12/15/2015	100%			
<b>Strategy #2: Training Mental Health Screen Tool State-Wide</b>									
2.2.1	Identify who needs training	Vendor and JJOC		7/1/2018		100%			
2.2.2	Develop timeline for training	JJOC		7/1/2019		25%			
2.2.3	Train the Trainer	JJOC		7/1/2018		100%		DCFS/JJOC	
<b>Strategy #3: Develop State-Wide Policy for Mental Health Screen</b>									
2.3.1	Identify what entity owns the Policy	Sub Committee		7/1/2018		100%		DCFS/JJOC	
2.3.2	Identify where policy will be available	Sub Committee		7/1/2018		100%		DCFS Website	
2.3.3	Determine timeline for policy development	Sub Committee		7/1/2019		25%			

2.3.4	Determine appropriate review process and approval of policy	JJOC	7/1/2018	100%	DCFS/JJOC	
2.3.5	Determine frequency of Mental Health Screen	Vendor	7/1/2019	25%		
2.3.6	Date of policy implementation	DCFS	7/1/2019	75%		
<b>Strategy #4: Develop Quality Improvement Process for Mental Health Screen</b>				<b>40%</b>		
2.4.1	Determine who has oversight of Quality Improvement actions	JJOC	7/1/2018	100%	DCFS/JJOC	
2.4.2	Develop Quality Improvement guidelines including acceptable standards	Vendor	7/1/2019	25%		
2.4.3	Develop Quality Improvement Process	Vendor & Sub Committee	7/1/2019	25%		
2.4.4	Conduct Quality Reviews	DCFS Contractor	7/1/2019	25%		
2.4.5	Determine QA reporting back to JJOC	DCFS and Sub Committee	7/1/2019	25%		
<b>Goal #3: Caseload PRO Inclusion</b>				<b>69%</b>		
3.1	Include the Selected Risk Assessment Tool into Caseload Pro	JJOC/Counties/DCFS	7/1/2018	50%		MHS provided the tool and coding to CLP. Waiting for upload from CLP after BOE approval in May.
3.2	Include the Selected Mental Health Screening Tool into Caseload Pro	JJOC/Counties/DCFS	7/1/2018	100%		Programming of YLS into CLP in progress.
3.3	Determine cost of inclusion and who will fund this	JJOC/Counties/DCFS	7/1/2018	100%		
3.4	Identify reporting requirements for both tools from Caseload PRO	JJOC/Counties/DCFS	12/1/2018	25%		

Data and Performance Measure Subcommittee

DATA ENTRY ON THIS PAGE ONLY

SAG

Key		
Indicates activity is complete		
Indicates activity is on schedule, no risk factor		
Indicates activity is at risk		
Indicates activity is behind schedule and critical		

Develop Performance Measures for Recidivism		Task	Task Lead	Start Date	End Date	Actual End Date	% Complete	Project Status	Meeting Comments/ Notes & Progress Updates	Updates from Core Team (As of XXX Date)	
<b>Goal #1 - Recidivism</b>											
<b>Strategy #1: Recommend Definition for JJOC Adoption</b>							100%				
	Review Past definitions by Supreme Court Commission	Sub Committee					100%			Further discussion needed based on JJOC meeting.	
1.1.1	Determine if revision is needed, if yes, revise definition	Sub Committee			3/31/2018		100%		Revised 3/1/18 by Data Subcommittee		
1.1.2	Sub Committee Selection or Recommendation to JJOC	Sub Committee					100%				
1.1.3	JJOC adoption of definition	JJOC and DCFS					100%		Will present at 3/9/18 JJOC Meeting. JJOC approval on 3/9/18.		
1.1.4	Inclusion of Definition in Regulation	JJOC and DCFS			7/1/2018		100%			Decided not to include at 5/31 meeting since in Strategic Plan	
1.1.5											
<b>Strategy #2: Develop Performance Measures for Recidivism</b>							95%				
	Review current accessible data to determine measures	Sub Committee			7/1/2018		100%				
1.2.1	Research what other states are utilizing	Sub Committee			7/1/2018		100%				
1.2.2	Develop reporting mechanism	Sub Committee			7/1/2018		100%			CLP when up and running; as outlined by 62H	
1.2.3	Determine frequency of reporting	Sub Committee			7/1/2018		100%			Annual JJOC	
1.2.4	Determine who has oversight of data	JJOC			7/1/2018		100%				
1.2.5	Develop consistent dashboard for reporting purposes	JJOC/Counties/DCFS/ Caseload Pro			ongoing		50%			Ongoing work with CLP	
1.2.6	Measurement point: Re-arrested	Sub Committee		2/7/2018	7/1/2018		100%				
1.2.7	Measurement point: Re-adjudicated	Sub Committee		2/7/2018	7/1/2018		100%				
1.2.8	Measurement point: Re-committed	Sub Committee		2/7/2018	7/1/2018		100%				
1.2.9	Measurement point: In violation of Supervision	Sub Committee		2/7/2018	7/1/2018		100%				
1.2.10	Measurement point: Convicted by an Adult Court	Sub Committee		2/7/2018	7/1/2018		100%				
1.2.11											
<b>Strategy #3: Develop Policies for Recidivism</b>							90%				
1.3.1	Identify what entity drafts the Policy and who has oversight	Sub Committee or JJOC			7/1/2018		100%		DCFS will draft the policy; JJOC will have oversight		
1.3.2	Identify where policy will be available	Sub Committee or JJOC			7/1/2018		100%		DCFS Website		
1.3.3	Determine timeline for policy development	JJOC			7/1/2018		100%		Will begin work ASAP		
1.3.4	Determine appropriate review process and approval of policy	JJOC			7/1/2018		100%		Will go to June JJOC for approval		
1.3.5	Date of policy implementation	DCFS			7/1/2018		50%				
<b>Goal #2: Creation of a Set of Performance Measures</b>											
<b>Strategy #1: Points of Measurement</b>							100%				
2.1.1	Determine requirement information for state-wide data	Sub Committee			7/1/2018		100%				







Data and Performance Measure Subcommittee

2.1.2	Develop required performance measures	Sub Committee	7/1/2018	100%	Family Engagement, Room confinement, Rates of Disciplinary Action, Education, Vocation - Will use the Risk Level of the YLS in the 8 domains + Recidivism
2.1.3	Determine who has oversight to requirements	JJOC	7/1/2018	100%	
2.1.4	Determine if performance measures need to be adopted into regulation	JJOC	7/1/2018	100%	
2.1.5	Measurement point: By Facility (group home, RTC, youth camp, state corrections)		7/1/2018	100%	
2.1.6	Measurement point: By Service Provider		7/1/2018	100%	
2.1.7	Measurement point: By the Parole/Probation Services		7/1/2018	100%	
2.1.8	Measurement point: By County		7/1/2018	100%	
<b>Strategy #2: Performance Measures Defined and Policy Development</b>				<b>83%</b>	
2.2.1	Define specific measurements	Sub Committee	7/1/2018	100%	YLS Overall Risk Score, Score in 8 domains of YLS, Breakdown of Diversion data, Data measures required by juvenile courts
2.2.2	Develop Policy for Performance Measures	DCFS	7/1/2019	50%	
2.2.3	Determine who has oversight and is responsible for Policy revisions in the future	Sub Committee	7/1/2018	100%	
<b>Goal #3: Quality Improvement Process</b>					
<b>Strategy #1: Develop Quality Improvement Process</b>				<b>22%</b>	
3.1.1	Determine timeline to validate data	JJOC/Sub Committee and DCFS Contractor	7/1/2019	25%	
3.1.2	Determine what entity will be responsible for data validation	JJOC/Sub Committee and DCFS Contractor	7/1/2019	25%	
3.1.3	Determine frequency validation	JJOC/Sub Committee and DCFS Contractor	7/1/2019	25%	
3.1.4	Develop corrected action plan process	JJOC/Sub Committee and DCFS Contractor	7/1/2019	25%	
3.1.5	Document Quality Improvement Process	JJOC/Sub Committee and DCFS Contractor	7/1/2019	10%	

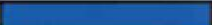



Youth Subcommittee

DATA ENTRY ON THIS PAGE ONLY

Key	Indicates activity is complete	
	Indicates activity is on schedule, no risk factor	
	Indicates activity is at risk	
	Indicates activity is behind schedule and critical	

ID	Task	Task Lead	Start Date	End Date	Actual End Date	% Complete	Project Status	Meeting Comments/ Notes & Progress Updates	Updates from Core Team (As of XXX Date)
<b>Goal #1 - Development of Youth Group</b>									
<b>Strategy #1: Selection of Members</b>						100%			
	Determine mandated positions from								
1.1.1	AB472	Governor's Office				100%			
1.1.2	Governor appoints members	Governor's Office				100%			
1.1.3	Ensure youth member positions are always filled	JJOC and Governor's Office				100%			
<b>Strategy #2: Process for Continued Participation</b>						10%			
1.2.1	Develop strategy to incentivize youth participation	Sub Committee				10%		Ice Breaker Meeting	No meeting held in March. Will updated after 4/11/18 meeting.
1.2.2	Determine budgetary needs if a stipend is offered	JJOC				10%		Potential gas cards	
<b>Goal #2 - Communication of Youth Voice</b>									
<b>Strategy #1: Determine Areas to Address from Youth Perspective</b>						20%			
2.1.1	Select sites to visit	Sub Committee			ongoing	50%		Reviewed locations	
2.1.2	Schedule site visits	Sub Committee			ongoing	50%		Murphy Bernadini site visit	
2.1.3	Develop youth focused areas for focus	Sub Committee				0%		3/9/18.	Next site visit 9.11.18 at Jan Evans
2.1.4	Determine potential intercepts	Sub Committee				0%			
2.1.5	Determine process how areas of focus can be revised	Sub Committee				0%			
<b>Strategy #2: Determine Communication Format</b>						50%			
2.2.1	Develop format to provide feedback to JJOC	Sub Committee				100%			
2.2.2	Determine if there are other avenues and/or platforms to provide education and communication	Sub Committee				0%		participation in other committees	

**DATA ENTRY ON THIS PAGE ONLY**

Key	Indicates activity is complete	
	Indicates activity is on schedule, no risk factor	
	Indicates activity is at risk	
	Indicates activity is behind schedule and critical	

ID	Task	Task Lead	Start Date	End Date	Actual End Date	% Complete	Project Status	Meeting Comments/ Notes & Progress Updates	Updates from Core Team (As of XXX Date)
<b>Goal #1 - Compliance with the Juvenile Justice Delinquency Prevention Act (JDPA)</b>									
<b>Strategy #1: Maintain Compliance With The Act</b>						100%			
Establish State authority to do this - By Executive Order - there have been at least									
1.1.1	4 EO's since the 1980's	Governor		12/17/2017		100%			
<b>Goal #2 - Title II Formula Grant</b>									
<b>Strategy #1: Grant Solicitation and Grant Application</b>						Annual			
2.1.1	OJJDP Sends Grant Solicitation Programs Office Staff prepare grant application and all supporting documentation	OJJDP - Feds	Annual		ongoing	January - March			
2.1.2	SAG Planning Committee Reviews	Chief	Annual		ongoing	January - May			
2.1.3	SAG Planning Committee Approves	Chief and SAG	Annual		ongoing	April - May			
2.1.4	SAG and Programs Office Staff verify all 28 compliance areas met	Chief and SAG	Annual		ongoing	April - May			
2.1.5	JIOC Approves	JIOC	Annual		ongoing	April - May			
2.1.6	DCFS Administrator signs	Administrator	Annual		ongoing	April - May			
2.1.7	Programs Office Staff submits application OJJDP notifies State of award - money is initially frozen	Chief	Annual		ongoing	May			
2.1.8	Programs Office Staff clarifies and submits additional information	OJJDP - Feds	Annual		ongoing	September - October			
2.1.9	OJJDP unfreezes funds Programs Office Staff completes bi-annual grant reports and performance measure matrices	Chief	Annual		ongoing	October - December			
2.1.10		OJJDP - Feds	Annual		ongoing	December			
2.1.11		Chief	Annual		ongoing	October - December			
2.1.12		OJJDP - Feds	Annual		ongoing	March and September			
<b>Strategy #2: State Advisory Group</b>						Annual			
2.2.1	Executive Order outlines State's authority Governor Appoints members - must meet	Governor	Annual		ongoing				
2.2.2	OJJDP standards	Governor	Annual		ongoing	As Needed			
2.2.3	Meets quarterly at a minimum	SAG and Chief	Annual		ongoing				
<b>Strategy #3: Grant Process - RFP and Sub Grants</b>						Annual			
2.3.1	Programs Office Staff submits application	Chief	Annual		ongoing	May			
2.3.2	Programs Office Staff prepares RFP Programs Office Staff receive applications for grant funding	Chief	Annual		ongoing	May			
2.3.3		Chief	Annual		ongoing	June			

2.3.4	Programs Office Staff sets up grant committee meeting	Support Staff	Annual		ongoing	June		
2.3.5	Programs Office Staff prepares and send applications received to SAG	Support Staff	Annual		ongoing	June		
2.3.6	SAG meets to fund sub grantees	Chief, SAF, Support Staff	Annual		ongoing	June		
2.3.7	SAG prepares a grant slate	SAG and Chief	Annual		ongoing	June		
2.3.8	SAG Submits grant slate to JJOC for approval	JJOC	Annual		ongoing	July		
2.3.9	Programs Office Staff sends grant award letters based on approved grant slate	Chief	Annual		ongoing	July		
2.3.10	Programs Office Staff prepares and sends quarterly reports to sub grantees	Chief	Annual		ongoing	July		
2.3.11	Programs Office Staff monitors sub grantees throughout the year	Chief	Annual		ongoing	Ongoing		
2.3.12	Programs Office Staff gathers data on performance measures from sub grantees annually	Chief	Annual		ongoing	Ongoing		
2.3.13	QA activities may be conducted annually on any sub grantee	Chief	Annual		ongoing	As needed		
2.3.14	SAG monitors performance through DCFS updates	Chief	Annual		ongoing	Quarterly Meetings		
<b>Strategy #4: Annual Report to the Governor</b>							<b>Annual</b>	
2.4.1	Programs Office Staff creates draft, usually in April	Chief	Annual	Started	ongoing	April - June	SAG to review at June 14th meeting	
2.4.2	SAG Planning Committee Reviews	SAG and Chief	Annual		ongoing	April - June		
2.4.3	SAG Planning Committee Approves	SAG and Chief	Annual		ongoing	April - June		
2.4.4	Revisions Made	Chief	Annual		ongoing	April - June		
2.4.5	JJOC Approves	JJOC	Annual		ongoing	April - June		
2.4.6	Final version created and sent to the Governor's office	Chief	Annual		ongoing	April - June		
<b>Strategy #5: Annual DMC Report</b>							<b>Annual</b>	
2.5.1	Programs Office Staff prepares annual template	Chief	Annual	3/27/2018	ongoing	November		
2.5.2	Programs Office Staff sends template to counties	Chief	Annual	3/27/2018	ongoing	December		
2.5.3	Counties provide data	Counties	Annual	3/27/2018	ongoing	January		
2.5.4	Programs Office Staff compiles data	Chief	Annual	3/27/2018	ongoing	January - March		
2.5.5	Programs Office Staff writes annual report	Chief	Annual	3/27/2018	ongoing	February - March		
2.5.6	Programs Office Staff update RRI Federal Platform	Chief	Annual	3/27/2018	ongoing	February - March		
2.5.7	SAG Reviews Report	SAG and Chief	Annual	3/27/2018	ongoing	February - March		
2.5.8	Report submitted as part of Annual Federal Compliance Report	Chief	Annual	3/27/2018	ongoing	March - April		
<b>Strategy #6: Compliance with Jail Removal/Sight &amp; Sound Separation/DSO</b>							<b>Annual</b>	
2.6.1	Programs Office Staff gathers data from juvenile detention facilities and adult jails	Support Staff	Annual	3/27/2018	ongoing	Ongoing		

2.6.2	Programs Office Staff updates Compliance Manual and Compliance Plan	Chief	Annual	3/27/2018 ongoing	July - November	
2.6.3	Programs Office Staff updates annual self report survey's	Chief	Annual	3/27/2018 ongoing	July - November	
2.6.4	Programs Office Staff verifies compliance universe (adult and juvenile facilities/courts)	Chief and Support Staff	Annual	3/27/2018 ongoing	July - November	
2.6.5	SAG reviews review Compliance Manual/Plan/Survey documents	SAG and Chief	Annual	3/27/2018 ongoing	October	
2.6.6	Programs Office Staff sends out annual survey's to roughly 310 Nevada facilities	Support Staff	Annual	3/27/2018 ongoing	November - November - February	
2.6.7	Survey Data Collection	Support Staff	Annual	3/27/2018 ongoing	November - February	
2.6.8	Programs Office Staff + Contractor visit roughly 35% of the 310 facilities annually	Chief, Contractor, Support Staff	Annual	3/27/2018 ongoing	November - February	
2.6.9	Programs Office staff pulls report from annual collection of data from adult jails and juvenile detention facilities	Chief	Annual	3/27/2018 ongoing	November - February	
2.6.10	SAG receives updates on compliance progress at meetings	SAG and Chief	Annual	3/27/2018 ongoing	Ongoing	
2.6.11	SAG Reviews Report - May or may not provide updates	SAG and Chief	Annual	3/27/2018 ongoing	Ongoing	
2.6.12	Report submitted as part of Annual Federal Compliance Report	Chief	Annual	3/27/2018 ongoing	Ongoing	
<b>Strategy #7: Policy Development</b>						<b>25%</b>
2.7.1	Grant Reporting Policy	Chief				0%
2.7.2	SAG Approval	SAG and Chief				0%
2.7.3	Grant Monitoring Policy	Chief				0%
2.7.4	SAG Approval	SAG and Chief				100%

Grant Monitoring Draft reviewed and approved by SAG - will go through DCFS process

Note: Compliance Report Includes - goes with strategy #6.

- 1) Completed spreadsheet provided by the Feds outlining percentages of identified violations
- 2) Comprehensive Compliance Universe document - includes the number of survey's sent/received and the facilities visited in person. There must be a 3 year history of facilities visited in person.
- 3) Completed DMC Report + Several Reports download from the federal RRI platform
- 4) State's DMC plan for reduction of DMC
- 5) Compliance Manual - State Policy outlining entire state compliance system
- 6) Compliance Plan - Specific details about staff responsibilities
- 7) Copies of Survey's used
- 8) Specific Report for Jail Removal including a list of violations
- 9) Specific Report for DSO including a list of violations. This also includes the use of valid court orders.
- 10) Specific report on Sight/Sound Separation violations
- 11) List of Nevada Defintions for the JJ System

- 12) Copy of Executive order or state authority to monitor facilities
- 12) Copy of statute or authority on specific training requirements for staff who perform direct services on youth in secure facilities - especially if a facility houses both adults and juveniles.
- 13) Statute or authority for the use of a valid court order
- 14) Certification document signed by the DCFS administrator

Note: Formula Grant Application and Attachments - goes with strategy #2.

- 1) Grant Abstract - no more than 400 words
- 2) Grant Application - max 40 pages
- 3) Executive Order identifying the existence of a State Advisory Group - must be between 12 - 33 members and meet specific requirements
- 4) Appendix A - Performance Measures by Program Area
- 5) Appendix B - State's identified formula grant programs out of the 32 available programs
- 6) Appendix C - Waiver for pass through for sub grants - not needed for NV
- 7) Appendix D - State Advisory Group Roster with email addresses, appointment dates, city of residence, and area of need the person fills on the SAG
- 8) Appendix E - Rural Removal Exception for adult jails that are in rural areas
- 9) Appendix F - Formula Grant Budget and Narrative
- 10) Appendix G - Verification that the state submitted the required compliance report (above) by the due date.
- 11) Appendix H - RRI Federal Platform Analysis and Tracking Sheet
- 12) Appendix I - A list of the 28 program assurances - state must identify document and page number where each assurance is addressed.
- 13) Appendix J - Contact information for state staff associated with the JJDPA/Formula Grant from administrator to fiscal staff
- 14) Appendix K - Training Certification - must be signed by DCFS Administrator
- 15) Appendix L - Compliance Report Certification - must be signed by DCFS Administrator
- 16) Appendix M - Compliance Plan - System in Place - must be signed by DCFS Administrator
- 17) Nevada State Advisory Group Recommendations Documents
- 18) Financial Capability Document

Note: Annual Governor's Report - goes with strategy #4.

- 1) Narrative
- 2) Appendix A - State Advisory Group Roster
- 3) Appendix B - State Advisory Group Analysis
- 4) Appendix C - Grant Allocations to Nevada - JJ Grants
- 5) Appendix D - Formula Sub Grantees + Performance Data/Measures
- 6) Appendix E - Community Corrections Partnership Block Grant Allocations + Performance Data
- 7) Appendix F - State and County Statistical Crime Data
- 8) Appendix G - SB 107 Room Confinement Data

DCFS Implementation Plan

DATA ENTRY ON THIS PAGE ONLY

Key	Indicates activity is complete	
	Indicates activity is on schedule, no risk factor	
	Indicates activity is at risk	
	Indicates activity is behind schedule and critical	

ID	Task	Task Lead	Start Date	End Date	Actual End Date	% Complete	Project Status	Meeting Comments/ Notes & Progress Updates	Updates from Core Team (As of XXX Date)
<b>Goal #1 - Develop Implementation Team</b>									
<b>Strategy #1: Select Members From Parole/Program/Facility</b>						100%			
1.1.1	Membership	Deputy	7/1/2017	10/1/2017	10/1/2017	100%		Team Selected	
<b>Strategy #2: Implementation Team Work</b>						100%			
1.2.1	Create Sub Committees	Deputy	7/1/2017	10/1/2017	10/1/2017	100%		Committee Selected	
1.2.2	Assign projects/tasks to sub committee	Committee Chair	1/16/2018	1/22/2018	1/22/2018	100%		Subcommittees: Parole and Facilities	
1.2.3	Schedule ongoing meetings for implementation team	CIT	1/16/2018	1/22/2018	1/22/2018	100%		Scheduled bi-weekly	
<b>Goal #2: Agency Communication Plan</b>									
<b>Strategy #1: Determine Messaging</b>						56%			
2.1.1	What will be communicated	CIT	1/16/2018	4/9/2018	4/9/2018	100%		Implementation Guide and PP.	
2.1.2	Send implementation guides/powerpoint on implementation changes	Sharon Anderson	1/16/2018	ongoing		25%		CIT members received.	
2.1.3	Convene a meeting with line staff in facilities, parole and programs office to share information on DCFS new policies in changes	Sharon Anderson	1/16/2018	ongoing		50%		DCFS Roadshow, ongoing.	
2.1.4	Establish a method for follow up and ongoing communication	Sharon Anderson/John Munoz	1/16/2018	ongoing		50%		DCFS Roadshow, ongoing.	
<b>Strategy #2: Determine Sender and platform</b>						100%			
2.2.1	Who will be the primary messenger	CIT/ Sharon Anderson	1/16/2018	4/10/2018		100%		DCFS Staff	

DCFS Implementation Plan

2.2.2	Messenger to deliver in person, 'road show'	CIT/ Shason Anderson	7/1/2018	ongoing	100%	DCFS Staff
<b>Strategy #3: DCFS Internal Communication Plan</b>					<b>93%</b>	
2.3.1	Communication with Superintendents, Chief of Parole and Chief of Programs Office	Sharon Anderson	1/16/2018	7/1/2018	100%	via email with follow up meetings with minutes - communication, ongoing
2.3.2	Communication with line staff in facilities, parole and programs office	Sharon Anderson	1/16/2018	7/1/2018	100%	ongoing
2.3.3	Communication with DCFS Deputies on changes	John Munoz	1/16/2018	7/1/2018	50%	ongoing
2.3.4	Include progress updates on required changes	Sharon Anderson	1/16/2018	7/1/2018	100%	ongoing
2.3.5	Outline specific steps/changes that each group is responsible for making.	Sharon Anderson/John Munoz	1/16/2018	7/1/2018	100%	ongoing
2.3.6	Determine training timeline	Sharon Anderson/CIT	1/16/2018	4/10/2018	100%	Parole will complete by 4/30/18; Facilities will complete by 5/31/18; NYTC completed 3/30/18.
2.3.7	Determine which staff is from DCFS will be responsible for information distribution	Sharon Anderson/CIT	1/16/2018	4/10/2018	100%	Parole and Facilities Trainers; NYTC is complete.
<b>Goal #3 - Adoption and Implementation of New Regulations</b>						
<b>Strategy #1: State Compliance for EBP Standards and QA Process (State)</b>					<b>63%</b>	
3.1.1	Identify appropriate placement for this/policy or regulation	Administrator and Programs Office	12/15/2017	3/27/2018	75%	Not withholding funds from state, implementing QA process
3.1.2	Review currnt regulations to idenifty appropriate placement.	Leslie Bittleson	12/15/2017	3/27/2018	75%	
3.1.3	Gather and review policies or regs used by other states	Leslie Bittleson	12/15/2017	3/27/2018	75%	Draft is being reviewed and edited internally
3.1.4	Contact other state subject matter experts for addidiontonal information and adoption	Leslie Bittleson	12/15/2017	3/27/2018	75%	



DCFS Implementation Plan

3.1.5	Draft language for policy or regulation	Leslie Bittleston/ John Lum	12/15/2017 12/15/2017	3/27/2018	75%	Information added to NRS 62H.200
3.1.6	Approval of JJOC	JJOC			0%	
<b>Strategy #2: Ability to withhold funding for non-compliance of EB Standards (County)</b>					<b>63%</b>	
3.2.1	Identify appropriate placement for this/policy or regulation Review currnt regulations to idenitfy appropriate placement.	Administrator and Programs Office	12/15/2017	4/10/2018	75%	NRS 62 H will include language/ recommendation
3.2.2		Leslie Bittleson	12/15/2017	4/10/2018	75%	
3.2.3	Gather and review policies or regs used by other states Contact other state subject matter experts for addidiontonal information	Leslie Bittleson	12/15/2017	4/10/2018	75%	
3.2.4	and adoption	Leslie Bittleson	12/15/2017	4/10/2018	75%	
3.2.5	Draft language for policy or regulation	Leslie Bittleston/ John Lum	12/15/2017	4/11/2018	75%	Draft is being reviewed and edited internally
3.2.6	Approval of JJOC	JJOC	12/15/2017		0%	
<b>Strategy #3: Review and Revise NRS 62H (DCFS Policy)</b>					<b>45%</b>	
3.3.1	Review for appropriate language	Leslie Bittleston/John Munoz/ John Lum/ DAG Leslie	1/16/2018	4/6/2018	75%	NRS 62H-025 is in draft and review with John and John. Leslie is the primary.
3.3.2	Review for appropriate crimes	Bittleston/John Munoz/ John Lum/ DAG Leslie	1/16/2018	4/6/2018	75%	
3.3.3	Review for reporting requirements	Bittleston/John Munoz/ John Lum/ DAG Leslie	1/16/2018	4/6/2018	75%	
3.3.4	Add language for reporting requirements	Bittleston/John Munoz/ John Lum/ DAG Leslie	1/16/2018	4/6/2018	75%	
3.3.5	Draft updated version for review by JJOC	Bittleston/John Munoz/ John Lum/ DAG	1/16/2018	7/1/2018	75%	

DCFS Implementation Plan

3.3.6	Determine process for adopting new regulation	Leslie Bittleston/John Munoz/ John Lum/ DAG	1/16/2018	7/1/2018	75%	Will be combined with NAC 62H
3.3.7	Policy Development	Leslie Bittleston	1/16/2018	4/10/2018	0%	
3.3.8	Policy Review	Leslie Bittleston	1/16/2018	7/1/2018	0%	
3.3.9	Policy Approval	CIT	1/16/2018	7/1/2018	0%	
3.3.10	Approval of JJOC	JJOC	1/16/2018		0%	
<b>Strategy #4: Review and Revise NAC 62H (Policy DCFS)</b>					<b>38%</b>	
3.4.1	Review for appropriate language	Leslie Bittleston/John Munoz/ John Lum/ DAG	1/16/2018	4/6/2018	75%	
3.4.2	Review for appropriate crimes	Leslie Bittleston/John Munoz/ John Lum/ DAG	1/16/2018	4/6/2018	75%	
3.4.3	Review for reporting requirements	Leslie Bittleston/John Munoz/ John Lum/ DAG	1/16/2018	4/6/2018	75%	
3.4.4	Add language for reporting requirements	Leslie Bittleston/John Munoz/ John Lum/ DAG	1/16/2018	4/6/2018	75%	
3.4.5	Draft updated version for review by JJOC	Leslie Bittleston/John Munoz/ John Lum/ DAG	1/16/2018	4/6/2018	75%	
3.4.6	Determine process for adopting new regulation	Leslie Bittleston/John Munoz/ John Lum/ DAG	1/16/2018	7/1/2018	0%	Will be combined with NRS 62H
3.4.7	Policy Development	Leslie Bittleston	1/16/2018	4/10/2018	0%	
3.4.8	Policy Review	Leslie Bittleston	1/16/2018	7/1/2018	0%	
3.4.9	Policy Approval	CIT	1/16/2018	7/1/2018	0%	
3.4.10	Approval of JJOC	JJOC	1/16/2018		0%	
<b>Goal #4 - Policy Development (Cross Reference with JJOC Tab)</b>						
<b>Strategy #1: Violations of Parole and Revocations (Supervision Policy)</b>					<b>52%</b>	
4.1.1	Policy Development - Responses to Violations and Terms of Parole	Parole Subcommittee	1/25/2018	4/6/2018	100%	Jody, Kathryn, Dolly (lead) Linda Tompkins; Draft done 4/6/18

DCFS Implementation Plan

4.1.2	Policy Review - Responses to Violations and Terms of Parole	Parole Subcommittee	1/25/2018	7/1/2018	100%	
4.1.3	Parole Policy Approval - Responses to Violations and Terms of Parole	Parole Subcommittee	1/25/2018	7/1/2018	0%	
4.1.4	SOP Development - Responses to Violations and Terms of Parole	Parole Subcommittee	1/25/2018	4/6/2018	75%	John Lum/ Sharon Anderson - provide SOP for policy development
4.1.5	SOP Approval - Responses to Violations and Terms of Parole	Parole Subcommittee	1/25/2018	7/1/2018	0%	
4.1.6	Policy Development - Recommendations of Revocation	Parole Subcommittee	1/25/2018	4/6/2018	100%	
4.1.7	Policy Review - Recommendations of Revocation	Parole Subcommittee	1/25/2018	7/1/2018	100%	
4.1.8	Policy Approval - Recommendations of Revocation	Parole Subcommittee	1/25/2018	7/1/2018	0%	
4.1.9	SOP Development - Recommendations of Revocation	Parole Subcommittee	1/25/2018	4/6/2018	75%	
4.1.10	SOP Approval - Recommendations of Revocation	Parole Subcommittee	1/25/2018	7/1/2018	0%	
4.1.11	JIOC Review of Policies	Parole Subcommittee	1/25/2018		100%	
4.1.12	JIOC Review of SOP's	Parole Subcommittee	1/25/2018		0%	
4.1.13	Statewide Training	CIT	1/25/2018		25%	Pending policy approval.
<b>Strategy #2: Placement of Youth Committed to DCFS/ Admission Determination Procedure</b>					50%	
4.2.1	Policy Development	Parole Subcommittee	1/25/2018	4/4/2018	100%	Draft out 4/4/18
4.2.2	Policy Review	Parole Subcommittee	1/25/2018	7/1/2018	100%	
4.2.3	Policy Approval	Parole Subcommittee	1/25/2018	7/1/2018	0%	
4.2.4	SOP Development	Parole Subcommittee	1/25/2018	4/4/2018	75%	
4.2.5	SOP Approval	Parole Subcommittee	1/25/2018	7/1/2018	0%	
4.2.6	JIOC Review of Policies	CIT	1/25/2018		100%	

DCFS Implementation Plan

4.2.7	JIOC Review of SOP	CIT	1/25/2018		0%		
4.2.8	Statewide Training	CIT	1/25/2018		25%		Pending policy approval.
<b>Strategy #3: Family Engagement Plan</b>					45%		
4.3.1	Review current SOP/policy - Parole & Facilities	Bruce Burgess	1/25/2018	2/6/2018	100%		Reviewed areas already in place; ongoing.
4.3.2	Compile information - Parole & Facilities	Bruce Burgess	1/25/2018	2/6/2018	100%		Ongoing
4.3.3	Policy Development - Parole & Facilities	DCFS Parole & Facilities Subcommittees; Kathryn Roose	1/25/2018	4/6/2018	75%		Draft done 4/6/18 Draft is being reviewed and edited internally
4.3.4	Policy Review - Parole & Facilities	DCFS Parole & Facilities Subcommittees	1/25/2018	7/1/2018	75%		
4.3.5	Policy Approval - Parole & Facilities	DCFS Parole & Facilities Subcommittees	1/25/2018	7/1/2018	0%		
4.3.6	SOP Development - Parole & Facilities	DCFS Parole & Facilities Subcommittees	1/25/2018	4/6/2018	75%		
4.3.7	SOP Approval - Parole & Facilities	DCFS Parole & Facilities Subcommittees	1/25/2018	7/1/2018	0%		
4.3.8	JIOC Review of Procedures	CIT	1/25/2018		0%		
4.3.9	JIOC Review of SOP	CIT	1/25/2018		0%		
4.3.10	Statewide Training	CIT	1/25/2018		25%		Pending policy approval.
<b>Strategy #4: Court Findings Prior to Commitment (Admissions Policy)</b>					60%		
4.4.1	Review current SOP/policy - Parole & Facilities	DCFS Parole & Facilities Subcommittees; Dave Laity	1/25/2018	4/6/2018	100%		
4.4.2	Compile information - Parole & Facilities	DCFS Parole & Facilities Subcommittees	1/25/2018	4/6/2018	100%		
4.4.3	Policy Development - Parole & Facilities	DCFS Parole & Facilities Subcommittees	1/25/2018	4/6/2018	100%		Draft done 4/6/18
4.4.4	Policy Review - Parole & Facilities	DCFS Parole & Facilities Subcommittees	1/25/2018	7/1/2018	100%		
4.4.5	Policy Approval - Parole & Facilities	DCFS Parole & Facilities Subcommittees	1/25/2018	7/1/2018	0%		

DCFS Implementation Plan

4.4.6	SOP Development - Parole & Facilities	DCFS Parole & Facilities Subcommittees	1/25/2018	4/6/2018	75%	Draft done 4/6/18
4.4.7	SOP Approval - Parole & Facilities	DCFS Parole & Facilities Subcommittees	1/25/2018	7/1/2018	0%	
4.4.8	JJOC Review of Procedures	CIT	1/25/2018		100%	
4.4.9	JJOC Review of SOP	CIT	1/25/2018		0%	
4.4.10	Statewide Training	CIT	1/25/2018		25%	Pending policy approval.
<b>Strategy #5: Individual Case Plan and Discharge Planning/Re-Entry</b>					<b>54%</b>	
4.5.1	Review tools (YLS and MASY2) to help identify the domains Review current and other tools used for Case Plan Coordinate with Resource Center for EBP (discharge/re-entry)	Facilities Subcommittee	1/25/2018	2/6/2018	100%	
4.5.2	Review current and other tools used for Case Plan Coordinate with Resource Center for EBP (discharge/re-entry)	Facilities Subcommittee	1/25/2018	2/6/2018	100%	
4.5.4	Review current SOP/policy - Parole & Facilities	CIT	1/25/2018	TBD	0%	TBD
4.5.5	Compile information - Parole & Facilities	DCFS Parole & Facilities Subcommittees	1/25/2018	4/6/2018	100%	ongoing
4.5.6	Policy Development - Parole & Facilities	DCFS Parole & Facilities Subcommittees	1/25/2018	4/6/2018	100%	ongoing
4.5.7	Policy Review - Parole & Facilities	DCFS Parole & Facilities Subcommittees	1/25/2018	4/6/2018	75%	Draft done 4/6/18 Draft is being reviewed and edited internally
4.5.8	Policy Approval - Parole & Facilities	DCFS Parole & Facilities Subcommittees	1/25/2018	7/1/2018	75%	
4.5.9	SOP Development - Parole & Facilities	DCFS Parole & Facilities Subcommittees	1/25/2018	4/6/2018	75%	Draft done 4/6/18
4.5.10	SOP Approval - Parole & Facilities	DCFS Parole & Facilities Subcommittees	1/25/2018	7/1/2018	0%	
4.5.11	JJOC Review of Procedures	CIT	1/25/2018		0%	
4.5.12	JJOC Review of SOP	CIT	1/25/2018		0%	
4.5.13	Statewide Training	CIT	1/25/2018		25%	Pending policy approval.
<b>Strategy #6: Out of State (OOS) Placement of Child</b>					<b>35%</b>	
4.6.1	Policy Development	John Lum	1/25/2018	4/6/2018	75%	Draft done 4/6/18

DCFS Implementation Plan

4.6.2	Policy Review	CIT	1/25/2018	7/1/2018	75%	Draft is being reviewed and edited internally
4.6.3	Policy Approval	CIT	1/25/2018	7/1/2018	0%	
4.6.4	JJOC Review	CIT	1/25/2018		0%	
4.6.5	Statewide Training	CIT	1/25/2018		25%	
<b>Strategy #7: Release of Information/Information Sharing</b>					<b>88%</b>	Pending policy approval.
4.7.1	Development of MOU	Leslie Bittleston Facilities Subcommittee;	1/25/2018	7/1/2018	100%	Completed if needed. New policy dated 7/1/18 is complete. Still need SOP's.
4.7.2	Policy Development	John Lum Facilities	1/25/2018	7/1/2018	100%	
4.7.3	Policy Review	Subcommittee Facilities	1/25/2018	7/1/2018	100%	
4.7.4	Policy Approval	Subcommittee	1/25/2018	7/1/2018	100%	
4.7.5	JJOC Review	CIT	1/25/2018		100%	
4.7.6	Statewide Training	CIT	1/25/2018		25%	
<b>Strategy #8: System Information Requirements (Data Collection Activities)</b>					<b>33%</b>	
Review current SOP/policy -						
4.8.1	Parole & Facilities	Leslie Bittleston	1/25/2018	7/1/2018	75%	Draft is being reviewed and edited internally
4.8.2	Compile information - Parole & Facilities	Leslie Bittleston	1/25/2018	7/1/2018	75%	
4.8.3	Policy Development - Parole & Facilities	Leslie Bittleston	1/25/2018	7/1/2018	75%	
4.8.4	Policy Review - Parole & Facilities		1/25/2018	7/1/2018	75%	
4.8.5	Policy Approval - Parole & Facilities		1/25/2018	7/1/2018	0%	
4.8.6	SOP Development - Parole & Facilities	Leslie Bittleston	1/25/2018	7/1/2018	0%	
4.8.7	SOP Approval - Parole & Facilities		1/25/2018	7/1/2018	0%	
4.8.8	JJOC Review of Procedures	CIT	1/25/2018		0%	
4.8.9	JJOC Review of SOP	CIT	1/25/2018		0%	
4.8.10	Statewide Training	CIT	1/25/2018		25%	
<b>Strategy #9: Length of Stay</b>					<b>68%</b>	Pending policy approval.
Review current SOP/policy -						
4.9.1	Parole & Facilities	DCFS Parole & Facilities Subcommittees	1/25/2018	4/6/2018	100%	ongoing as needed
4.9.2	Review current Matrix (discharge/re-entry)	Bruce Burgess	1/25/2018	2/6/2018	100%	ongoing as needed

DCFS Implementation Plan

4.9.3	Compile information - Parole & Facilities	DCFS Parole & Facilities Subcommittees	1/25/2018	4/6/2018	100%	Ongoing as needed
4.9.4	Policy Development - Parole & Facilities	DCFS Parole & Facilities Subcommittees	1/25/2018	4/6/2018	100%	Draft done 4/6/18
4.9.5	Policy Review - Parole & Facilities	DCFS Parole & Facilities Subcommittees	1/25/2018	7/1/2018	100%	
4.9.6	Policy Approval - Parole & Facilities	DCFS Parole & Facilities Subcommittees	1/25/2018	7/1/2018	0%	
4.9.7	SOP Development - Parole & Facilities	DCFS Parole & Facilities Subcommittees	1/25/2018	4/6/2018	75%	Draft done 4/6/18
4.9.8	SOP Approval - Parole & Facilities	DCFS Parole & Facilities Subcommittees	1/25/2018	7/1/2018	0%	
4.9.9	JJOC Review of Procedures	CIT	1/25/2018		100%	
4.9.10	JJOC Review of SOP	CIT	1/25/2018		0%	
<b>Goal #5 - Training Plan</b>						
<b>Strategy #1: Petition by Court to Revoke Parole</b>					25%	
5.1.1	Develop Training Plan	CIT	1/25/2018	Will be finalized after policy approval	25%	
5.1.2	Identify who will do the training	CIT	1/25/2018		25%	
5.1.3	Identify who needs the training	CIT	1/25/2018		25%	
5.1.4	Parole Training	CIT	1/25/2018		25%	
5.1.5	Facilities Training	CIT	1/25/2018		25%	
<b>Strategy #2: Newly created policy training by DCFS and JJOC</b>					25%	
5.2.1	Develop Training Plan	CIT	1/25/2018	Will be finalized after policy approval	25%	