



# CLARK COUNTY SCHOOL DISTRICT OVERVIEW

Nevada Children's Commission

June 10, 2022

Dr. Jesus F. Jara, Superintendent of Schools



# CLARK COUNTY SCHOOL DISTRICT OVERVIEW

- Clark County School Justice Partnership/Clark County School District (CCSD)  
Police Services
- Chronic Absenteeism
- Student Discipline
- Mental Health Overview



# PURPOSE



# CCSD POLICE SERVICES



Police officers report an average of 200 SJP warnings/resolutions each month.



# CCSD POLICE SERVICES – CALLS FOR SERVICE\*\*


Name of Violent Act	2019-2020	August 2, 2021-February 9, 2022	August 2, 2021-February 9, 2022*
Abuse Neglect	657	77	482
Assault or Battery	1,643	1,358	1,428
Explosive Device	6	12	13
Fight	1,396	1,416	1,469
Harassment/Threat	2,235	2,352	2,487
Illegal Shooting	49	26	59
Kidnapping	4	1	3
Attempted Kidnapping	13	1	3
Robbery	65	37	42
Attempted Robbery	8	4	5
Sexual Assault	125	66	163
<b>Total</b>	<b>6,201</b>	<b>5,350</b>	<b>6,154</b>

\*Corrected information.

\*\*Calls for service include on-campus and off-campus events.

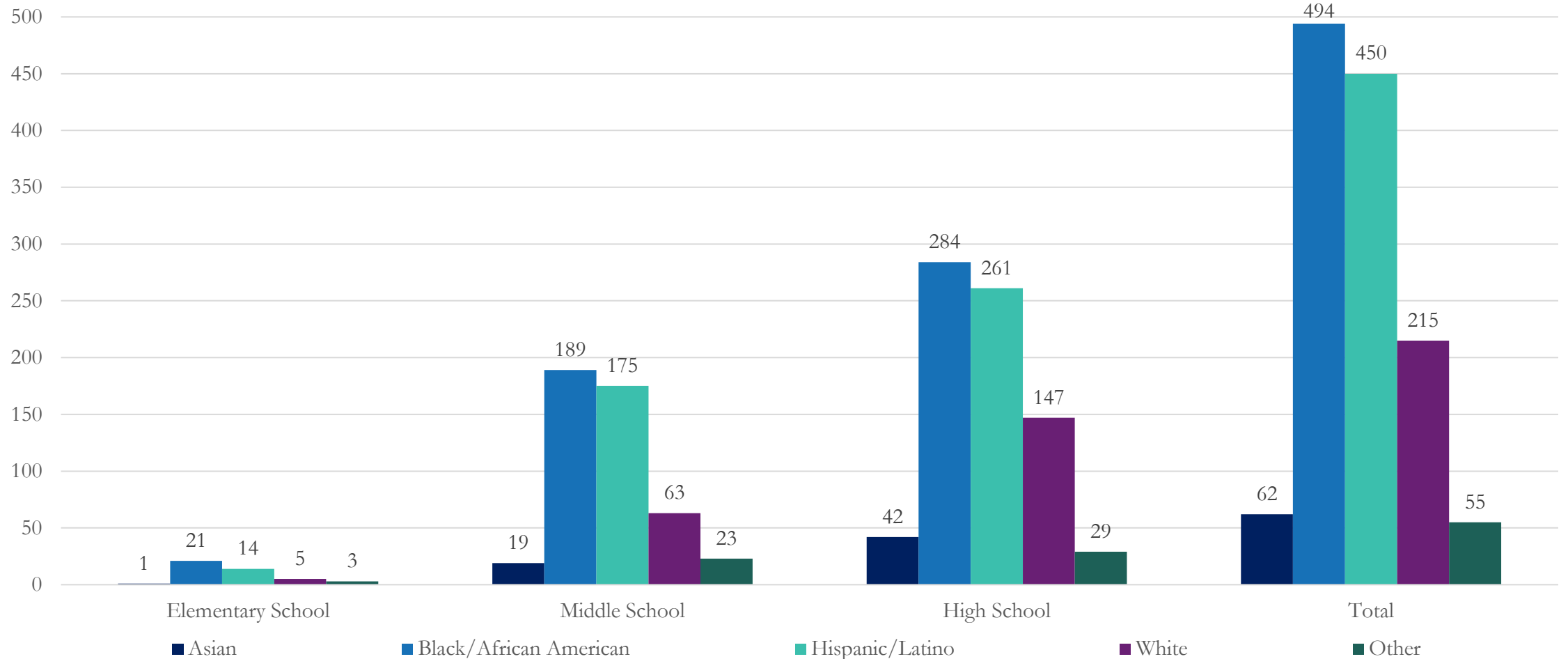
The 2020-2021 data are not comparative.

# FOCUS ACTS – SJP WRITTEN WARNINGS



- 1 Identified Focus Acts – Defined in the Memorandum of Understanding
- 2 Required collaboration between the District Attorney's Office and CCSD Police Services
- 3 Establish process to address specific low-level, non-violent misdemeanors
- 4 Improve systemic efficiency and prevention of criminal labeling

# 2021-2022 SJP WRITTEN WARNINGS ISSUED



\*Issued by CCSD Police Services. Data represents number of written warnings issued through January 31, 2022.

# IMPACT OF THE HARBOR

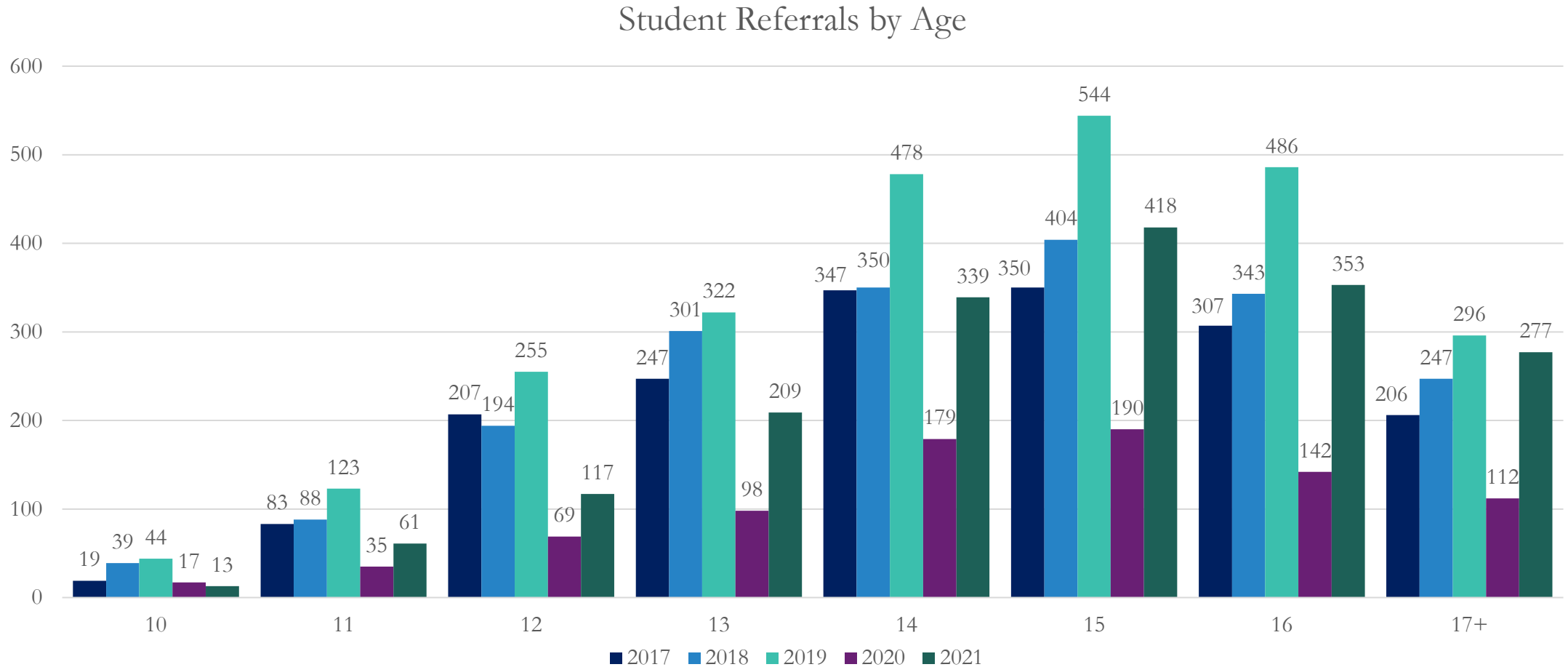
- During the 2021 calendar year, 3,853 youth and families were served.
- Two percent of youth escalated to the Department of Juvenile Justice Services after involvement with The Harbor.
- The Harbor expanded from two to five locations.



*The mission of The Harbor is to provide a safe place for guidance and to be responsive to the well-being of youth, families, victims, and the Clark County community by providing meaningful services to youth and families to address their immediate needs.*



# THE HARBOR – CCSD POLICE SERVICES REFERRALS\*



\*Reported and maintained by the Department of Juvenile Justice Services and received on February 1, 2022. The data are for calendar years.

# JUVENILE REFERRALS TOP 20 OFFENSES\*

Charges	2019	2020	2021	Three-Year Percent Change
Affray/Fighting	909	165	198	-78% ↑
Unlawful Use or Possession of Controlled Substance	1,291	165	28	-98% ↑
Battery	634	213	161	-75% ↑
Robbery	53	43	24	-55% ↑
Breach of the Peace	207	34	0	-100% ↑
Unlawful Trespass Upon Land; Warning against Trespassing	187	28	0	-100% ↑
School Disturbance	110	26	0	-100% ↑
Petit Larceny	151	46	13	-91% ↑
Threatening to Cause Bodily Harm or Death to Pupil or School Employee	197	28	0	-100% ↑
Battery on a Protected Person	195	55	134	-31% ↑
Possess One Ounce or Less of Marijuana, First Offense	14	83	98	65% ↓

\*Reported and maintained by the Department of Juvenile Justice Services and received on February 1, 2022. The data are for calendar years. Includes citations and bookings by CCSD Police Services.

# JUVENILE REFERRALS TOP 20 OFFENSES\*

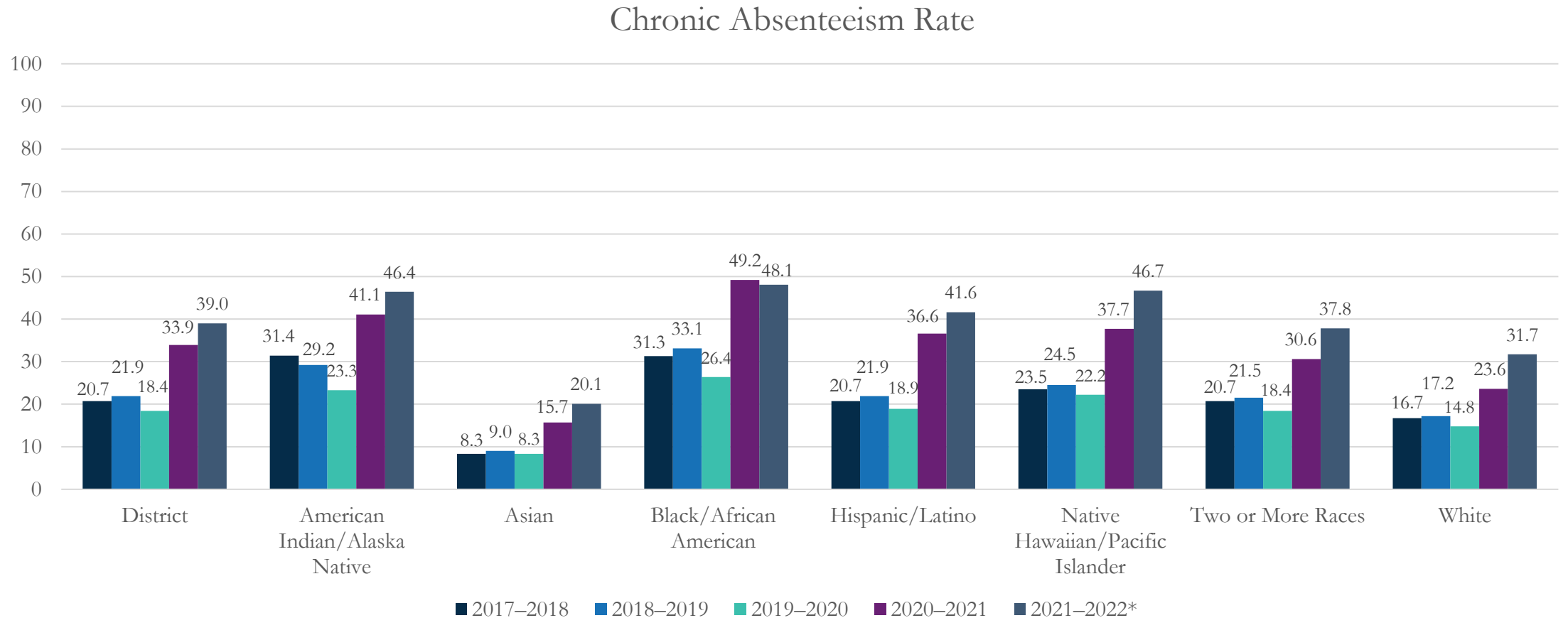
Charges	2019	2020	2021	Three-Year Percent Change
Obstructing an Officer	231	87	98	-58% ↑
Violation of Probation/Parole	147	36	34	-77% ↑
Penalties for Conspiracy	109	4	1	-99% ↑
Assault	112	17	10	-91% ↑
Burglary	106	34	29	-73% ↑
Malicious Destruction of Property	86	34	64	-26% ↑
Resisting Public Officer	94	31	37	-61% ↑
Possession of Dangerous Weapon (1 <sup>st</sup> Offense)	97	12	0	-100% ↑
Others	1,870	662	940	-50% ↑
<b>Total</b>	<b>6,800</b>	<b>1,803</b>	<b>1,869</b>	<b>-71% ↑</b>

\*Reported and maintained by the Department of Juvenile Justice Services and received on February 1, 2022. The data are for calendar years. Includes citations and bookings by CCSD Police Services.

# CHRONIC ABSENTEEISM

Chronic absenteeism is a school quality measure on the Nevada School Performance Framework that captures the total percentage of students who are absent for ten percent or more of their enrolled days.

# CHRONIC ABSENTEEISM RATE PROGRESS AND RESULTS



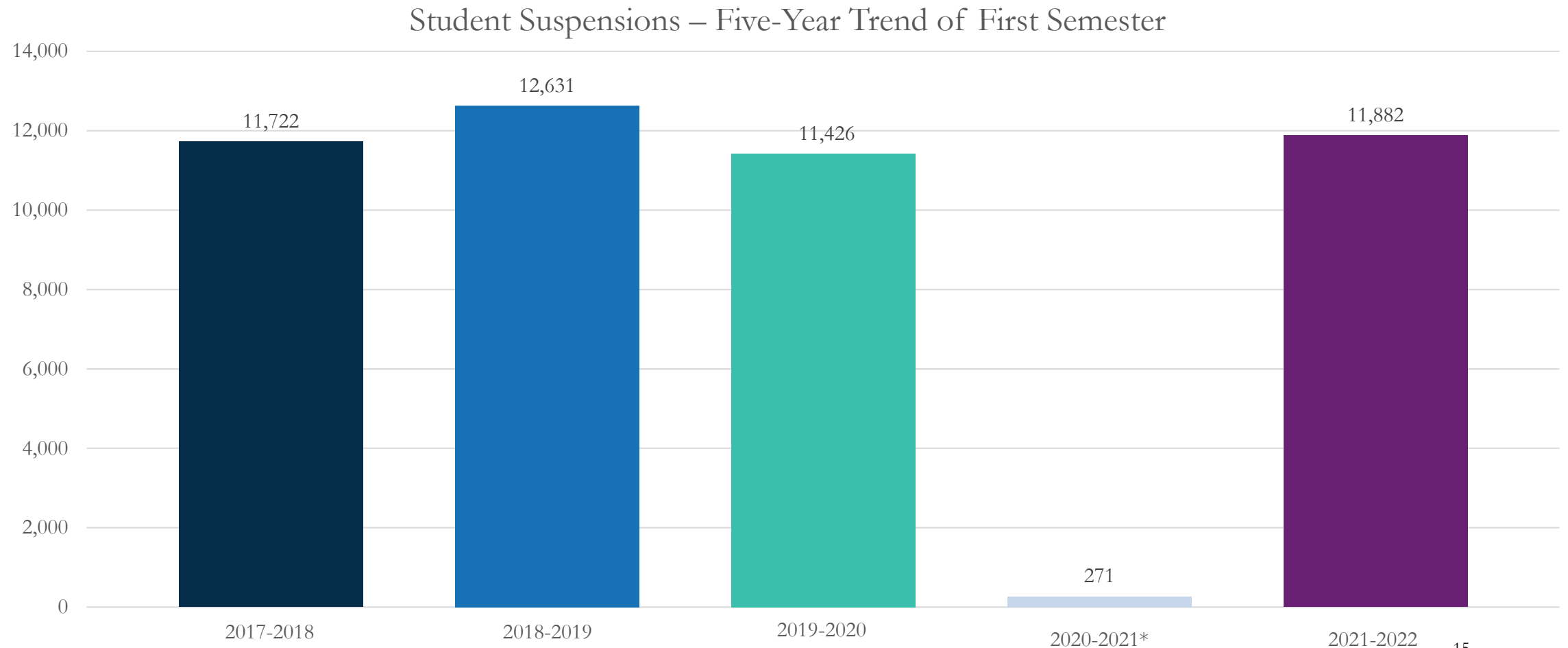
\*As of March 11, 2022



# STUDENT DISCIPLINE

In alignment with the District's Strategic Plan, Focus: 2024 and the Clark County School Justice Partnership, CCSD implements practices to ensure students are held accountable for their behaviors and provides opportunities for reconnection to the school community.

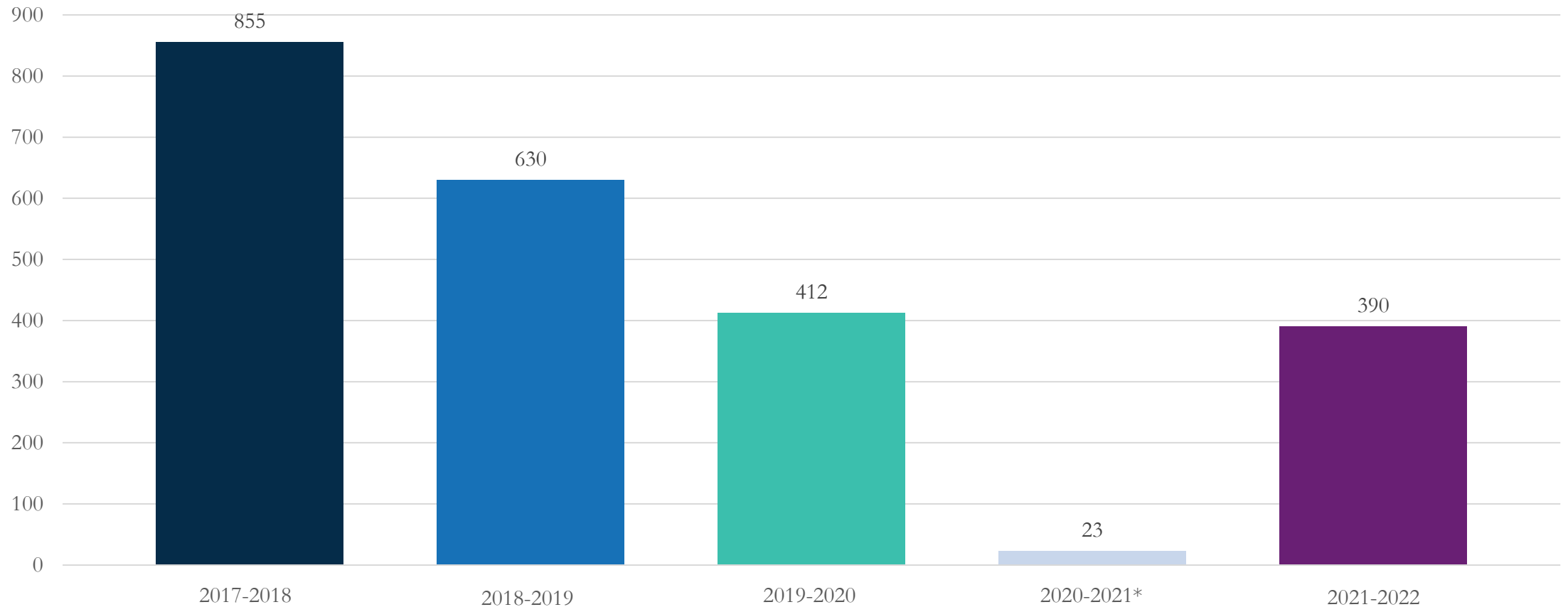
# STUDENT SUSPENSIONS COMPARISONS



\* The 2020-2021 data are not comparative.

# STUDENT DISCRETIONARY EXPULSIONS COMPARISON

Student Discretionary Expulsions – Five-Year Trend of First Semester



\* The 2020-2021 data are not comparative.

# SOCIAL-EMOTIONAL WELLBEING SYSTEMS AND STRUCTURES



# CARE SOLACE

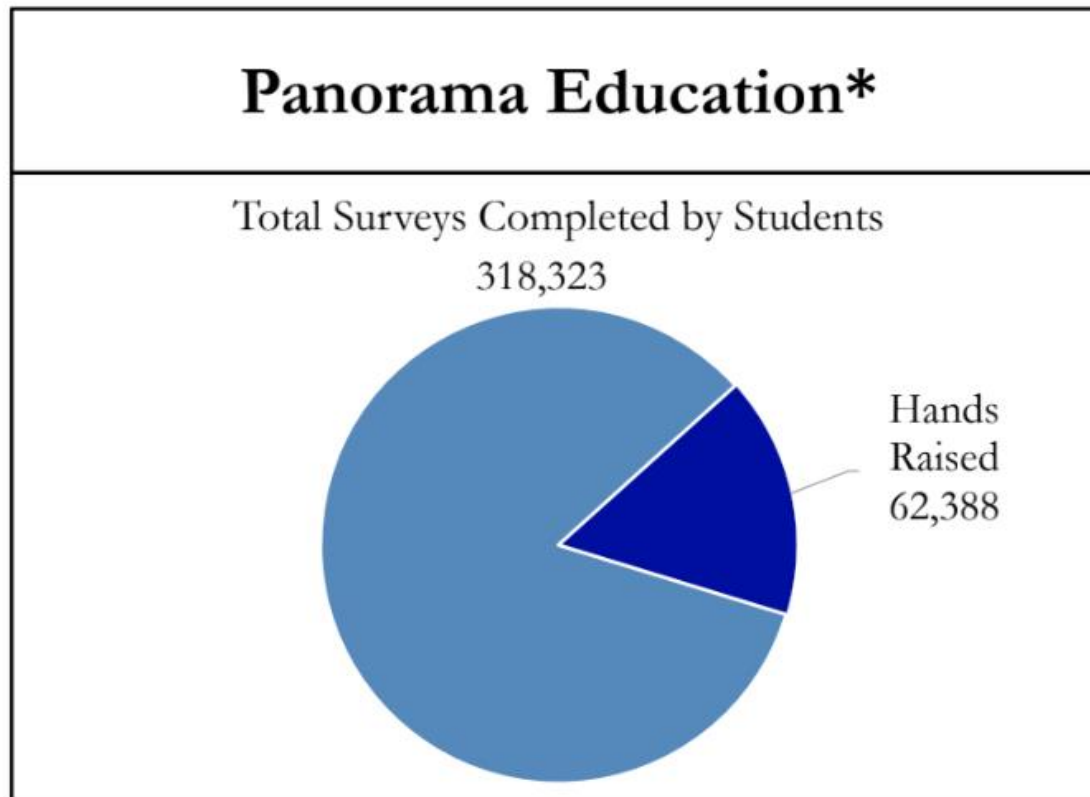


- Since August 2021, CCSD has the most in the nation:
  - Confirmed appointments of 3,517
  - Care Match Anonymous Custom Searches of 2,500
- Warm Handoffs: 8,576





# SOCIAL-EMOTIONAL WELLBEING SYSTEMS AND STRUCTURES



\*Assessment Windows One through Three  
August 23, 2021, through May 13, 2022.

Multidisciplinary Leadership Team Actions**
128,381 Referrals
109,006 Virtual Wellness Checks
286,628 In-Person Wellness Checks
2,751 Suicide Protocols

\*\*August 9, 2021, through May 13, 2022.



## CLOSING COMMENTS AND QUESTIONS



BOARD OF SCHOOL TRUSTEES

Irene A. Cepeda, President  
Evelyn Garcia Morales, Vice President  
Lola Brooks, Clerk  
Linda P. Cavazos, Member  
Danielle Ford, Member  
Lisa Guzmán, Member  
Katie Williams, Member

Jesus F. Jara, Ed.D., Superintendent